



## Specification

# OEX OFML Business Data Exchange (OFML Part VII)

## **GLOBAL** Superior Specification of OEX Document Types

Version 3.0.1  
English

Editors:  
Markus Behrschmidt, Vitra Services GmbH  
Thomas Gerth, EasternGraphics GmbH

March 8, 2023



# Contents

<b>1</b>	<b>Introduction</b> .....	<b>3</b>
1.1	Overview of OEX Specifications .....	3
1.2	Version Rules.....	4
1.3	Legend.....	5
<b>2</b>	<b>Definitions</b> .....	<b>6</b>
2.1	Types of Elements .....	6
<b>2.1.1</b>	<b>Basic Element Types</b> .....	<b>6</b>
2.1.1.1	Frame: Frame element .....	6
2.1.1.2	Value: Value element .....	6
2.1.1.3	Empty: Attribute element (empty element).....	6
<b>2.1.2</b>	<b>OEX Frame Types (Frame)</b> .....	<b>7</b>
2.1.2.1	DocFrame: OEX document frame .....	7
2.1.2.2	Applic: Applikation, die das OEX-Dokument erstellt hat.....	7
2.1.2.3	File: File of documents .....	8
2.1.2.4	Document: Single document .....	8
2.1.2.5	Header: Document header.....	9
2.1.2.6	Item: Document item .....	9
2.1.2.7	DateTime: Date and time details .....	9
2.1.2.8	OrgData: Organizational data.....	11
2.1.2.9	Address: Addresses .....	12
2.1.2.10	Com: Communication.....	13
2.1.2.11	Contact: Contacts.....	13
2.1.2.12	Text: Texts.....	14
2.1.2.13	Reference: References .....	15
2.1.2.14	Pricing: Pricing .....	16
2.1.2.15	Config: Configuration data.....	20
2.1.2.16	ConfigText: Configuration texts .....	21
2.1.2.17	Payment: Terms of payment.....	22
2.1.2.18	DocNo: Document numbers .....	23
2.1.2.19	BankData: Bank data.....	24
<b>2.1.3</b>	<b>OEX Value Types (Value)</b> .....	<b>25</b>
<b>2.1.4</b>	<b>OEX Attribute Types (Empty)</b> .....	<b>27</b>
2.2	Data Domains .....	28
2.3	Data types.....	42
2.4	Attributes.....	45
<b>3</b>	<b>OEX – Scenarios</b> .....	<b>52</b>
3.1	Order with follow-up Order Change (ideal case) .....	52
3.2	Order and Order Change (delayed to Order Confirmation).....	52
3.3	Order containing changes caused by vendor.....	53
3.4	From Request to Invoice (ideal case) .....	53
3.5	From Request to Invoice including Order Change (ideal case).....	54

4 **Appendix** .....55  
4.1 History of Modification.....55

# 1 Introduction

Global (document type independent) specification for electronic transmission of OEX documents.

Data format: XML (Extensible Markup Language)

Data definition: XML Schema (XS)

## XML Version and Code Page

```
<?xml version="1.0" encoding="UTF-8"?>
```

**UTF-8** (Unicode Transformation Format) is used as standard code page.

Both partners alternatively can agree on following code pages for their data transmission:

ISO-8859-1 (International Standardization Organization) – Latin-1: i.a. West-European code page

ISO-8859-2 (International Standardization Organization) – Latin-2: i.a. Central-European code page

These statements are placed at the beginning of an XML document.

## XML Schema (XS) Integration

The structure and data types of the XML-file are defined and verified by an XML schema.

There is one schema per document type. The name of a schema is composed of the prefix `oex`, the document type (e.g. `orders` for an order), the version number and the file extension `xsd`. Furthermore, the general schema (`global`) is integrated in any document-type related schema.

<code>oex-&lt;DocumentType&gt;_&lt;Major&gt;.&lt;Minor&gt;.&lt;Build&gt;.xsd</code>	document-type related schema
<code>oex-global_&lt;Major&gt;.&lt;Minor&gt;.&lt;Build&gt;.xsd</code>	global schema

The integration of the document-type related schema is effected by attributes defined for XML schemes within the frame element `oexDocFrame`:

```
<oexDocFrame aMajor="3"  
xmlns:xsi="http://www.w3.org/2001/XMLSchema-instance"  
xsi:noNamespaceSchemaLocation="oex-<DocumentType>_<Major>.<Minor>.<Build>.xsd">
```

## 1.1 Overview of OEX Specifications

The OEX-GLOBAL specification is the leading document with regard to the valid versions of document-type related specification.

Document type	Description	Name of specification	XML Schema	Version
GLOBAL	superior	<a href="#">oex-global 3.0.0 en.pdf</a>	<a href="#">oex-global 3.0.x.xsd</a>	3.0
REQOTE	Request	<a href="#">oex-reqote 3.0.x en.pdf</a>	<a href="#">oex-reqote 3.0.x.xsd</a>	3.0
QUOTES	Quotation	<a href="#">oex-quotes 3.0.x en.pdf</a>	<a href="#">oex-quotes 3.0.x.xsd</a>	3.0
ORDERS	Order	<a href="#">oex-orders 3.0.x en.pdf</a>	<a href="#">oex-orders 3.0.x.xsd</a>	3.0
ORDRSP	Order confirmation	<a href="#">oex-ordrsp 3.0.x en.pdf</a>	<a href="#">oex-ordrsp 3.0.x.xsd</a>	3.0
ORDCHG	Order change	<a href="#">oex-ordchg 3.0.x en.pdf</a>	<a href="#">oex-ordchg 3.0.x.xsd</a>	3.0
DESADV	Despatch Advice	<a href="#">oex-desadv 3.0.x en.pdf</a>	<a href="#">oex-desadv 3.0.x.xsd</a>	3.0
INVOIC	Invoice	<a href="#">oex-invoic 3.0.x en.pdf</a>	<a href="#">oex-invoic 3.0.x.xsd</a>	3.0

The „x“ is a placeholder for the respectively highest build version number of the corresponding specification or XML schema. („\_en“ refers to the English version of the specification.)

## 1.2 Version Rules

The version number of all specifications, XML schemas and model files consists of 3 components and is composed as follows:

Major	2.3.17
Minor	2.3.17
Build	2.3.17

All OEX specifications have **major and minor version numbers** in **common** where the specifications with the respective highest build version number apply.

If, for instance, version **2.3.2** of specification ORDERS is the version with the highest build number within minor number **2.3**, version **2.3.17** of specification GLOBAL has to be applied if this is the version of that specification with the highest build number within minor number **2.3** (see also sample constellation below).

With the build number, varying change states of the specifications are controlled, which do not always immediately concern all other specifications. A change of GLOBAL, which has effects on the document-type related specifications but not on the document-specific structures or derived elements, is handled within a new build version/number. The version number of the document-type related specification remains unaffected.

Vice versa too, a change of a document-type related specification does not influence the version number of GLOBAL, if it has no effect on the defined elements and structures in GLOBAL.

As soon as a change of GLOBAL influences elements and structures of at least one existing document type **all** specifications have to be raised to the next higher minor version number. The build version number then is reset to zero („0“) for all document types.

Furthermore, changes can lead to the next major version number depending on their extent. Then, the minor and build version numbers will be reset to zero („0“) for all specifications.

As well, the XML schemas (XSD) and the sample files (XML) have major and minor version numbers in common, still in order to ensure an unambiguous mapping to the version of the corresponding document type. Changes in these files require a new build version/number.

Within the XML file, the version of the corresponding document type and the associated XML schema the XML file refers to, are indicated. Within the XSD file, the general XML schema it refers to, is indicated. Here too, the respectively highest build version numbers apply.

A sample constellation of the versions for ORDERS (order):

Specification OEX-ORDERS	<b>2.3.2</b>	oex-orders_2.3.2_en.pdf
Specification OEX-GLOBAL	<b>2.3.17</b>	oex-global_2.3.17_en.pdf
Sample file ORDERS	<b>2.3.5</b>	oex-orders-sample_2.3.5.xml
XML scheme ORDERS	<b>2.3.4</b>	oex-orders_2.3.4.xsd
XML scheme GLOBAL	<b>2.3.8</b>	oex-global_2.3.8.xsd

### 1.3 Legend

Explanation of specific columns used in the tables in chapter 2 "Definitions".

Column	Description	Values	Meaning
<b>Rec</b>	Recurrence	<b>1</b>	Element appears exactly once
		<b>#+</b>	Element has to appear minimum # times or more. „#“ is a placeholder for any number. (Example: 1+ = „must“ 1 time, „can“ several times)
		<b>#*</b>	Element can appear 0 to several times, up to maximum # times, where „#“ is a placeholder for any number. If the element is a mandatory element, it must occur at least once. (Ex.: 3* = 1 to 3 times)
		<b>*</b>	Element can appear 0 to several times. If the element is a mandatory element, it must occur at least once.
<b>M. Mandat.</b>	Mandatory element	<b>&lt;empty&gt;</b>	Element may be available. If it is available it must contain a value.
		<b>X</b>	Element must be available and contain a value.
		<b>#</b>	Element may be available. If it is available it must contain a value. The placeholder # stands for a consecutive number, starting with 1 for subelements within a frame element which are mutually dependent and in general have to be indicated in combination. (e.g. qantity and quantity unit)
<b>Len</b>	(Maximal) length of the data domain (inclusive decimals and separator). Signs do not contribute to the length of numeric values. (NUM)	<b>1 – n</b>	From 1 to "infinite"
		<b>*</b>	Any (common in relation to data domain)
		<b>&lt;empty&gt;</b>	For certain data types
<b>Dec</b>	Decimals	<b>1 – n</b>	From 1 to "infinite"
		<b>&lt;empty&gt;</b>	No decimals
<b>Sep</b>	Decimal separator	<b>.</b>	Usually decimal point
		<b>&lt;empty&gt;</b>	No deciamal separator
<b>Restrict.</b>	Restrictions for value tables		See data domains

Others:

OCD      OFML Commercial Data

## 2 Definitions

### 2.1 Types of Elements

Used elements are typed, where the basic XML elements are related to basic element types and the OEX elements based on it are related to OEX element types.

Every type is related to a data domain (abbr.: domain), which describes a type exactly.

Naming: Starting with a capital letter.

#### 2.1.1 Basic Element Types

Basic element types form the arrangement of the XML-elements and are the base for OEX-element types.

##### 2.1.1.1 Frame: Frame element

Basic element type	Description/Explanation								
<b>Frame</b>	Frame element, can contain attributes and subelements. Basic domain: <code>_Frame</code> Naming of these elements: Any three-digit prefix <code>abc</code> E.g.: <code>&lt;oexFile aDocCount="5"&gt;[subelements]&lt;/oexFile&gt;</code>								
	<table border="1"> <thead> <tr> <th>Subelements</th> <th>Description</th> </tr> </thead> <tbody> <tr> <td>Frame</td> <td>Frame element</td> </tr> <tr> <td>Value</td> <td>Value element</td> </tr> <tr> <td>Empty</td> <td>Attribute (empty) element</td> </tr> </tbody> </table>	Subelements	Description	Frame	Frame element	Value	Value element	Empty	Attribute (empty) element
	Subelements	Description							
	Frame	Frame element							
Value	Value element								
Empty	Attribute (empty) element								
Frame	Frame element								
Value	Value element								
Empty	Attribute (empty) element								

##### 2.1.1.2 Value: Value element

Basic element type	Description/Explanation
<b>Value</b>	Value element, can contain attributes. Basic domain: <code>_Value</code> Naming of these elements: Prefix <code>v</code> (value) E.g.: <code>&lt;vDocumentType aMajor="3" aMinor="0" aBuild="0"&gt;ORDERS&lt;/vDocumentType&gt;</code>

##### 2.1.1.3 Empty: Attribute element (empty element)

Basic element type	Description/Explanation
<b>Empty</b>	Empty element, contains only attributes Basic domain: <code>_Attribute</code> Naming of these elements: Prefix <code>e</code> (empty) E.g.: <code>&lt;eAppVersion aMajor="2" aMinor="0"/&gt;</code>

## 2.1.2 OEX Frame Types (Frame)

All frame elements are based on the basic type `Frame`.

Note: Elements, which are in pointed brackets, have a variable naming (e.g. `<Document>`) and can contain variable subelements `<*>`. They are defined referring to document types.

### 2.1.2.1 DocFrame: OEX document frame

OEX-Element type	Domain				Description
<code>DocFrame</code>	<code>_DocFrame</code>				OEX document frame

Subelement	Type	Rec	M.		Description
<code>&lt;Applic&gt;</code>	<code>Applic</code>	1	X		Application which has created the document
<code>&lt;File&gt;</code>	<code>File</code>	1	X		File of documents

`DocFrame` is the main frame of every OEX-XML-document.

For example, the XML-schema (XSD) consistent with this document type is integrated by the attributes of `DocFrame`.

Example:

```
<oexDocFrame aMajor="2" xmlns:xsi="http://www.w3.org/2001/XMLSchema-instance"
xsi:noNamespaceSchemaLocation="oex-orders_3.0.0.xsd">
  <oexApplication>
    <vAppName>MyOrderEntryApplication</vAppName>
    <eAppVersion aMajor="7" aMinor="3"/>
  </oexApplication>
  <oexFile aDocumentCount="1">
    <vDocumentType aMajor="3" aMinor="0" aBuild="0">ORDERS</vDocumentType>
    <... 1 Document ...>
  </oexFile>
</oexDocFrame>
```

### 2.1.2.2 Applic: Applikation, die das OEX-Dokument erstellt hat

OEX-Element type	Domain				Description
<code>Applic</code>	<code>_Frame</code>				Application which has created the document

Subelement	Type	Rec	M.		Description
<code>&lt;AppName&gt;</code>	<code>Value</code>	1	X		Name of application
<code>&lt;AppVersion&gt;</code>	<code>Version</code>	1	X		Version of application

`Applic` conduces to the identification of the application which creates the OEX-document.

Example:

```
<oexApplication>
  <vAppName>MyOrderEntryApplication</vAppName>
  <eAppVersion aMajor="7" aMinor="3"/>
</oexApplication>
```



### 2.1.2.3 File: File of documents

OEX-Element type	Domain					Description
File	File					File of documents

Subelement	Type	Rec	M.			Description
<DocumentType>	DocumentType	1	X			Type of document
<Document>	Document	1+	X			Single document

A document file can only contain several documents (Document) of one document type and version. Therefore, a mixture of documents of different document types like e.g. ORDERS (order) and ORDCHG (order change) is not permissible.

#### Example:

File of documents including 4 documents

```
<oexFile aDocumentCount="4">
  <vDocumentType aMajor="3" aMinor="0" aBuild="0">ORDERS</vDocumentType>
  <oexDocument aDocNo="1" aItemCount="5">
    <... Content of document 1 (document-type related) ...>
  </oexDocument>
  <oexDocument aDocNo="2" aItemCount="2">
    <... Content of document 2 (document-type related) ...>
  </oexDocument>
  <oexDocument aDocNo="3" aItemCount="1">
    <... Content of document 3 (document-type related) ...>
  </oexDocument>
  <oexDocument aDocNo="4" aItemCount="3">
    <... Content of document 4 (document-type related) ...>
  </oexDocument>
</oexFile>
```

### 2.1.2.4 Document: Single document

OEX-Element type	Domain					Description
Document	Document					Single document

Subelement	Type	Rec	M.			Description
<*>	*	*				document-type related

#### Example:

2 documents each of them containing Document Header and a different amount of Document Items

```
<oexDocument aDocNo="1" aItemCount="3" aAction="C">
  <docHeader aAction="C">
    <... Content of Document Header (document-type related) ...>
  </docHeader>
  <docItem aItemNo="1" aAction="C">
    <... Content of Document Item (document-type related) ...>
  </docItem>
  <docItem aItemNo="2" aAction="C">
    <... Content of Document Item (document-type related) ...>
  </docItem>
  <docItem aItemNo="3" aAction="C">
    <... Content of Document Item (document-type related) ...>
  </docItem>
</oexDocument>
<oexDocument aDocNo="2" aItemCount="1">
  <docHeader aAction="C">
    <... Content of Document Header (document-type related) ...>
  </docHeader>
  <docItem aItemNo="1" aAction="C">
    <... Content of Document Item (document-type related) ...>
  </docItem>
</oexDocument>
```

### 2.1.2.5 Header: Document header

OEX-Element type	Domain				Description
Header	Header				Document header

Subelement	Type	Rec	M.		Description
<*>	*	*			document-type related

Example:

```
<docHeader aAction="C">
  <... Content of Document Header (document-type related) ...>
</docHeader>
```

### 2.1.2.6 Item: Document item

OEX-Element type	Domain				Description
Item	Item				Document item

Subelement	Type	Rec	M.		Description
<*>	*	*			document-type related

Example:

2 Document items

```
<docItem aItemNo="1" aAction="C">
  <... Content of Document Item (document-type related) ...>
</docItem>
<docItem aItemNo="2" aAction="C">
  <... Content of Document Item (document-type related) ...>
</docItem>
```

### 2.1.2.7 DateTime: Date and time details

OEX-Element type	Domain				Description
DateTime	DateTime				Date and time details

Subelement	Type	Rec	M.		Description
<DateTimeType>	DateTimeType	1	X		Type of date/time
<TimeZone>	TimeZone	1	X		Time zone
<DateValue>	Date	1	X		Date
<TimeValue>	Time	1			Time

Date and time are indicated corresponding to the respective time zone (time lag).

Examples:

Document date on August 9th, 2006 at 2:35 p.m. Central European summer time (CEST) in the document header:

```
<hdrDateTime>
  <vDateTimeType>DOC</vDateTimeType>
  <vTimeZone>+0200</vTimeZone>
  <vDateValue aDateFormat="D">20060809</vDateValue>
  <vTimeValue>143500</vTimeValue>
</hdrDateTime>
```

Document date on December 22nd, 2006 at 07:43 a.m. Western European Time (WET) in the document header:

```
<hdrDateTime>
  <vDateTimeType>DOC</vDateTimeType>
  <vTimeZone>+0000</vTimeZone>
  <vDateValue aDateFormat="D">20061222</vDateValue>
  <vTimeValue>074300</vTimeValue>
</hdrDateTime>
```

Requested delivery date week 8/2006 Central European Time (CET) in the document header:

```
<hdrDateTime>
  <vDateTimeType>CRD</vDateTimeType>
  <vTimeZone>+0100</vTimeZone>
  <vDateValue aDateFormat="W">200608</vDateValue>
</hdrDateTime>
```

Order date on October 28th, 2006 at 11:27 a.m. New York winter time (Eastern Standard Time EST) in the document header:

```
<hdrDateTime>
  <vDateTimeType>ORD</vDateTimeType>
  <vTimeZone>-0500</vTimeZone>
  <vDateValue aDateFormat="D">20061028</vDateValue>
  <vTimeValue>112700</vTimeValue>
</hdrDateTime>
```

Determination of the requested delivery date with specification of 10 calendar days at order entry:

```
<hdrDateTime>
  <vDateTimeType>DLD</vDateTimeType>
  <vTimeZone>+0200</vTimeZone>
  <vDateValue aDateFormat="C" aDateCalcBase="*DIO" aDateCalcMode="+">0010</vDateValue>
</hdrDateTime>
```

At order entry on July 1st, 2009, the requested delivery date would be **July 11th, 2009**.

Juli 2009							
KW	Mo	Di	Mi	Do	Fr	Sa	So
27			1	2	3	4	5
28	6	7	8	9	10	11	12
29	13	14	15	16	17	18	19
30	20	21	22	23	24	25	26
31	27	28	29	30	31		

Determination of the delivery date with specification of 14 calendar days after the date of order confirmation:

```
<hdrDateTime>
  <vDateTimeType>COD</vDateTimeType>
  <vTimeZone>+0200</vTimeZone>
  <vDateValue aDateFormat="D">20090701</vDateValue>
</hdrDateTime>
<hdrDateTime>
  <vDateTimeType>CRD</vDateTimeType>
  <vTimeZone>+0200</vTimeZone>
  <vDateValue aDateFormat="C" aDateCalcBase="COD" aDateCalcMode="+">0014</vDateValue>
</hdrDateTime>
```

Calculation basis is the previous frame element with the order confirmation date 01.07.2009. The delivery date would therefore be **July 15th, 2009**.

Juli 2009							
KW	Mo	Di	Mi	Do	Fr	Sa	So
27			1	2	3	4	5
28	6	7	8	9	10	11	12
29	13	14	15	16	17	18	19
30	20	21	22	23	24	25	26
31	27	28	29	30	31		

### 2.1.2.8 OrgData: Organizational data

OEX-Element type	Domain				Description
OrgData	_OrgData				Organizational data

Subelement	Type	Rec	M.		Description
<OrgDataType>	OrgDataType	1	X		Type of organizational data
<OrgDataValue>	Value	1	X		Value of organizational data

For possible organizational data for the data exchange, see domain \_OrgDataType.

#### Examples:

Indication of a commission in the document header.

```
<hdrOrgData>
  <vOrgDataType>COM</vOrgDataType>
  <vOrgDataValue>Commission Smith</vOrgDataValue>
</hdrOrgData>
```

Indication of a project number in the document header

```
<hdrOrgData>
  <vOrgDataType>PJM</vOrgDataType>
  <vOrgDataValue>65789198789</vOrgDataValue>
</hdrOrgData>
```

Indication of an edited item number in the document item

```
<itmOrgData>
  <vOrgDataType>POS</vOrgDataType>
  <vOrgDataValue>100.A.10-1</vOrgDataValue>
</itmOrgData>
```

2.1.2.9 Address: Addresses

OEX-Element type	Domain				Description
Address	_Address				Addresses

Subelement	Type	Rec	M.		Description
<AddressType>	AddressType	1	X		Type of address
<AddressNumber>	Value	1			Address number
<AddressID>	AddressID	1			ILN of address
<Title>	Value	1			Title
<Name1>	Name1	1	X		Name 1
<Name2>	Name2	1			Name 2
<Name3>	Name3	1			Name 3
<Name4>	Name4	1			Name 4
<Street>	Street	1	X		Street
<StreetNo>	Value	1			Street number
<Street2>	Street2	1			Street 2
<CountryCode>	CountryCode	1	X		Country code
<PostalCode>	PostalCode	1	X		Postal code
<Location>	Location	1	X		Location (city)
<District>	District	1			District
<CountyCode>	CountyCode	1			County/district/state
<PostalCodePOBox>	PostalCodePOB	1			Postal code of P.O. Box
<POBox>	Value	1			P.O. Box (post-office box)
<TaxCode>	Value	1			Tax number at tax office/authorities
<TaxCodeEU>	Value	1			Sales tax identification number (EU)
<TaxCodeUSA>	Value	1			Sales tax code USA / Jurisdiction
<Com>	Com	*			Communication
<Contact>	Contact	*			Contacts

Example:  
Address of sold-to party

```

<hdrAddress>
  <vAddressType>SO</vAddressType>
  <vAddressNumber>2222222</vAddressNumber>
  <vName1>Harrison Office Inc.</vName1>
  <vName2>The office experts</vName2>
  <vStreet>Central Road</vStreet>
  <vStreetNo>11</vStreetNo>
  <vCountryCode>US</vCountryCode>
  <vPostalCode>10001</vPostalCode>
  <vLocation>New York</vLocation>
  <vCountyCode>NY</vCountyCode>
  <vPostalCodePOBox>456789</vPostalCodePOBox>
  <vPOBox>131343654</vPOBox>
  <vTaxCodeUS>3306120100</vTaxCodeUS>
  <hdrCom>
    <vComType aScopeInfo="B">TEL</vComType>
    <vComValue>+1-89-123456</vComValue>
  </hdrCom>
  <hdrCom>
    <vComType aScopeInfo="B">FAX</vComType>
    <vComValue>+1-89-123457</vComValue>
  </hdrCom>
  <hdrCom>
    <vComType aScopeInfo="B">WWW</vComType>
    <vComValue>http://www.harrison-office.com</vComValue>
  </hdrCom>
  <hdrContact>
    <vContactType>SC</vContactType>
    <vContactNumber>333333</vContactNumber>
    <vTitle>Mr.</vTitle>
    <vFirstName>John</vFirstName>
  </hdrContact>

```

```

    <vLastName>Miller</vLastName>
    <hdrCom>
      <vComType aScopeInfo="B">TEL</vComType>
      <vComValue>+1-89-123456</vComValue>
    </hdrCom>
    <hdrCom>
      <vComType aScopeInfo="B">EMA</vComType>
      <vComValue>John.Miller@harrison-office.com</vComValue>
    </hdrCom>
  </hdrContact>
</hdrAddress>

```

### 2.1.2.10 Com: Communication

OEX-Element type	Domain				Description
Com	Frame				Communication

Subelement	Type	Rec	M.		Description
<ComType>	ComType	1	X		Type of communication
<ComValue>	Value	1	X		Value of communication

#### Example:

Business phone number within the document header

```

<hdrCom>
  <vComType aScopeInfo="B">TEL</vComType>
  <vComValue>+1-1234-5678910</vComValue>
</hdrCom>

```

### 2.1.2.11 Contact: Contacts

OEX-Element type	Domain				Description
Contact	Frame				Contacts

Subelement	Type	Rec	M.		Description
<ContactType>	ContactType	1	X		Type of contact
<ContactNumber>	Value	1			Contact number
<Title>	Value	1			Title
<FirstName>	FirstName	1			First name
<LastName>	LastName	1	X		Last name
<Com>	Com	*			Communication

By means of the „Type of contact“, various persons can be transferred, who are directly (e.g. sales support) or organizationally (e.g. sales representative) involved in a business case.

The number of the contact can be used as identifier. Then, it must be known by both business partners.

#### Example:

Contact sales representative with business telephone number and e-mail address in the document header

```

<hdrContact>
  <vContactType>SC</vContactType>
  <vContactNumber>333333</vContactNumber>
  <vTitle>Mr.</vTitle>
  <vFirstName>John</vFirstName>
  <vLastName>Miller</vLastName>
  <hdrCom>
    <vComType aScopeInfo="B">TEL</vComType>
    <vComValue>+1-89-123456</vComValue>
  </hdrCom>
  <hdrCom>
    <vComType aScopeInfo="B">EMA</vComType>
    <vComValue>John.Miller@harrison-office.com</vComValue>
  </hdrCom>
</hdrContact>

```

### 2.1.2.12 Text: Texts

OEX-Element type	Domain				Description
Text	_Text				Texts

Subelement	Type	Rec	M.		Description
<TextType>	TextType	1	X		Type of text
<TextLanguage>	TextLanguage	1	X		Language of text
<TextContent>	TextContent	1+	X		Content of text

The text structure is according to OCD as of version 4.

Texts are put unformatted in one or more text lines. Control characters for line breaks, tabulators, character formattings etc. are not permitted.

The respective application must ensure that the text is written according to the specification when compiling the XML text elements.

If several lines are permitted for one text type the element `TextContent` in the frame type `Text` is accordingly repeated and thereby, the attribute `aTextLineNo` is incremented for the line number.

For every new text type or every new language within a text type the line numbering restarts with 1 (see Type `TextContent` attribute `aTextLineNo`)

Note: A new language can already differ from an existing language by the attribute `aLocale` (locale). See example with long text in one language but two locales.

When reading the lines from the XML text elements into a processing application, the attribute „line format“ controls how a text is imported: either as single lines or as a continuous text (see type `TextContent` attribute `aLineFormat`).

#### Example: article long text (ARTL) for representation with automatic word-wrapping:

```
<itmText>
  <vTextType>ARTL</vTextType>
  <vTextLanguage>en</vTextLanguage>
  <vTextContent aTextLineNo="1" aLineFormat="\n">Office desk XYZ,</vTextContent>
  <vTextContent aTextLineNo="2" aLineFormat="->height-adjustable, base chromed.</vTextContent>
</itmText>
```

Expected representation in a text editor of an order entry application:

Office desk XYZ, height-adjustable, base chromed.

Note: The application may insert a line break depending on the length of the field for the text content.

#### Example: long text (ARTL) in 2 languages with required word wrap and a short text (ARTS):

```
<itmText>
  <vTextType>ARTL</vTextType>
  <vTextLanguage>de</vTextLanguage>
  <vTextContent aTextLineNo="1" aLineFormat="\n">Büroschreibtisch XYZ,</vTextContent>
  <vTextContent aTextLineNo="2" aLineFormat="\n">höhenverstellbar, Untergestell verchromt.</vTextContent>
</itmText>
<itmText>
  <vTextType>ARTL</vTextType>
  <vTextLanguage>en</vTextLanguage>
  <vTextContent aTextLineNo="1" aLineFormat="\n">Office desk XYZ,</vTextContent>
  <vTextContent aTextLineNo="2" aLineFormat="\n">height-adjustable, base chromed.</vTextContent>
</itmText>
<itmText>
  <vTextType>ARTS</vTextType>
  <vTextLanguage>en</vTextLanguage>
  <vTextContent aTextLineNo="1" aLineFormat="\n"> Office desk XYZ</vTextContent>
</itmText>
```

Expected representation in a text editor of an order entry application:

Office desk XYZ,  
height-adjustable, base chromed.

Note: The application may insert an additional line break depending on the length of the field for the text content.





Iw5mnnCS/uj0LTHZxtPIQtHxHZfyfEU4ApFcysvYeds3ad5JGuCz9Ju2TxRzswbIK05DscOorZ8T2DtR0AX8Dc17pGaXKNr7Z1PG  
b9QgPH11lvzWZ9xynDlm2/4j021cMzJbqMvG4sYfFcPssK99XiXu2yzcY6e4YhrZ3/wXt/Mvblly7NRCKUUVCFrTtCLEF19pbv70Y  
KSP0fTn96FpWaiu3kyNW7hvr3bbcKg8KaIf6cLbonq8pkapnDGjMNRAotZkOnWUH6ULG9SyUTbyuRFEUooPmR4DXFoxpvVKkmuJ2  
qEQUIiApBooUoN1w7d+HI+1ccD7SP8AOPsu900/MUrXbrsIOwjeDzFeVxSvikZLH+pGczfi612mlX7JGRysPYeARzcy69L+YzeWx  
0LQf7B7y7NkDSNLv47iWwdjQNMZc+Gp+VERTb3aFeqrkdDubW51tjcislrIZbaTYWPcx0LupzHkEFeutW00y41LqURF1RERAREQE  
REBERAREQfMSIiIKERAUoiBVbLr4wTeC4+zkNWcz460RXru/iV2ulX5Y5tCvQtF1Jt3AGOPtGjDnCIunfPP6nX62a1EXJsREQE  
REBERAREQEREH//2Q==</vReferenceValue>  
<vReferenceDesc>Product image</vReferenceDesc>  
</hdrReference>

#### 2.1.2.14 Pricing: Pricing

OEX-Element type	Domain				Description
Pricing	Pricing				Pricing

Subelement	Type	Rec	M.		Description
<ConditionType>	ConditionType	1	X		<b>Type of condition</b>
<ConditionValue>	Condition	1	X		<b>Value of condition</b>
<ConditionRate>	ConditionRate	1			<b>Rate of condition</b>
<CondCurrency>	CondCurrency	1			<b>Currency of condition</b> <i>If not stated otherwise, currency of the document is assumed.</i>
<ConditionText>	ConditionText	1			<b>Description of condition</b> <i>related to it's condition type and as the case may be to the type of surcharge or discount (in document language). Entering the condition rate (ConditionRate) anew in the description is not permitted.</i>
<PriceUnit>	PriceUnit	1			<b>Price unit</b> Unit, which the condition value relates to (e.g. unit price). Examples: <b>1</b> if price per unit or <b>10</b> if price per 10 units <i>If not stated otherwise, 1 is assumed. Not valid for total conditions (sum) or if a condition type refers to a total condition.</i>
<QuantUnit>	QuantUnit	1			<b>Quantity unit</b> for price unit <i>If not stated otherwise, order unit of the order item is assumed. Not valid for total conditions (sum) or if a condition type refers to a total condition.</i>

Quoting a different quantity unit for a price than the order unit implies that the receiving application is working with the same conversion rules.

The same occurs when using another currency than the document currency. Also here, the receiving application must be able to convert the value with the corresponding exchange rate.

Different merchandise management systems or ERP systems permit on header level so-called header discounts "DISH" (discounts) or header surcharges "SURH" without breaking those down into the items and displaying them there as discounts. As a consequence, sums which have been calculated before from the items (e.g. TNET) do not correspond to the total sum "TNEH" after header discounts and/or header surcharges (compare also the following example 1).

This also applies to the value added tax. The tax-relevant net value (TTNE) has to be calculated on header level corresponding to the header surcharges and discounts.

Example 1 – Entire Scenario for purchase price of an order consisting of 2 items:

<u>Order item 1:</u>		<u>Order item 2:</u>	
Gross unit price (listed price)	\$ 50,00	Gross unit price (listed price)	\$ 20,00
Order quantity	2	Order quantity	1
Tax	19 %	Reduced tax	7 %
Discount 1 (as basic discount)	20 %	Absolute discount (as special discount)	€ 2,00
Discount 2 (as other discounts 1)	5 % from discounted value		

Order header:  
Header discount (as other discounts 2)      10 %

```

<!-- Header /-->
<hdrPricing aCondNo="1">
  <vConditionType aCondArea="P">TGRO</vConditionType>
  <vConditionValue>120.00</vConditionValue>
  <vCondCurrency>USD</vCondCurrency>
</hdrPricing>
<hdrPricing aCondNo="2">
  <vConditionType aCondArea="P" aCondRef="1" aTypeDis="BD" aCondSign="-">DISI</vConditionType>
  <vConditionValue>20.00</vConditionValue>
  <vCondCurrency>USD</vCondCurrency>
  <vConditionText>Basic discount</vConditionText>
</hdrPricing>
<hdrPricing aCondNo="3">
  <vConditionType aCondArea="P" aCondRef="1" aTypeDis="D1" aCondSign="-">DISI</vConditionType>
  <vConditionValue>4.00</vConditionValue>
  <vCondCurrency>USD</vCondCurrency>
  <vConditionText>Show room discount</vConditionText>
</hdrPricing>
<hdrPricing aCondNo="4">
  <vConditionType aCondArea="P" aCondRef="1" aTypeDis="SD" aCondSign="-">DISI</vConditionType>
  <vConditionValue>2.00</vConditionValue>
  <vCondCurrency>USD</vCondCurrency>
  <vConditionText>Special discount</vConditionText>
</hdrPricing>
<hdrPricing aCondNo="5">
  <vConditionType aCondArea="P">TNET</vConditionType>
  <vConditionValue>94.00</vConditionValue>
  <vCondCurrency>USD</vCondCurrency>
</hdrPricing>
<hdrPricing aCondNo="6">
  <vConditionType aCondArea="P" aCondRef="5" aTypeDis="D2" aCondSign="-">DISH</vConditionType>
  <vConditionValue>9.40</vConditionValue>
  <vConditionRate>10.00</vConditionRate>
  <vCondCurrency>USD</vCondCurrency>
  <vConditionText>Promotion discount</vConditionText>
</hdrPricing>
<hdrPricing aCondNo="7">
  <vConditionType aCondArea="P">TNEH</vConditionType>
  <vConditionValue>84.60</vConditionValue>
  <vCondCurrency>USD</vCondCurrency>
</hdrPricing>
<hdrPricing aCondNo="8">
  <vConditionType aCondArea="P" aTaxCode="1">TTNE</vConditionType>
  <vConditionValue>68.40</vConditionValue>
  <vCondCurrency>USD</vCondCurrency>
</hdrPricing>
<hdrPricing aCondNo="9">
  <vConditionType aCondArea="P" aCondRef="8" aTaxCode="1">TTAX</vConditionType>
  <vConditionValue>13.00</vConditionValue>
  <vConditionRate>19.00</vConditionRate>
  <vCondCurrency>USD</vCondCurrency>
</hdrPricing>
<hdrPricing aCondNo="10">
  <vConditionType aCondArea="P" aTaxCode="2">TTNE</vConditionType>
  <vConditionValue>16.20</vConditionValue>
  <vCondCurrency>USD</vCondCurrency>
</hdrPricing>

```

```

<hdrPricing aCondNo="11">
  <vConditionType aCondArea="P" aCondRef="10" aTaxCode="2">TTAX</vConditionType>
  <vConditionValue aCondValType="P">1.13</vConditionValue>
  <vConditionRate>7.00</vConditionRate>
  <vCondCurrency>USD</vCondCurrency>
</hdrPricing>
<hdrPricing aCondNo="12">
  <vConditionType aCondArea="P">TOTL</vConditionType>
  <vConditionValue>98.73</vConditionValue>
  <vCondCurrency>USD</vCondCurrency>
</hdrPricing>

<!-- Item 1 /-->
<vOrderQuantity>2</vOrderQuantity>
<itmPricing aCondNo="1">
  <vConditionType aCondArea="P">SGRO</vConditionType>
  <vConditionValue>50.00</vConditionValue>
  <vCondCurrency>USD</vCondCurrency>
  <vPriceUnit>1.000</vPriceUnit>
  <vQuantUnit>C62</vQuantUnit>
</itmPricing>
<itmPricing aCondNo="2">
  <vConditionType aCondArea="P" aCondRef="1" aTypeDis="BD" aCondSign="-">DISI</vConditionType>
  <vConditionValue>10.00</vConditionValue>
  <vConditionRate>20.00</vConditionRate>
  <vCondCurrency>USD</vCondCurrency>
  <vConditionText>Basic discount</vConditionText>
  <vPriceUnit>1.000</vPriceUnit>
  <vQuantUnit>C62</vQuantUnit>
</itmPricing>
<itmPricing aCondNo="3">
  <vConditionType aCondArea="P" aCondRef="2" aTypeDis="D1" aCondSign="-">DISI</vConditionType>
  <vConditionValue>2.00</vConditionValue>
  <vConditionRate>5.00</vConditionRate>
  <vConditionText>Show room discount</vConditionText>
  <vPriceUnit>1.000</vPriceUnit>
  <vQuantUnit>C62</vQuantUnit>
</itmPricing>
<itmPricing aCondNo="4">
  <vConditionType aCondArea="P">SNET</vConditionType>
  <vConditionValue>38.00</vConditionValue>
  <vCondCurrency>USD</vCondCurrency>
  <vPriceUnit>1.000</vPriceUnit>
  <vQuantUnit>C62</vQuantUnit>
</itmPricing>
<itmPricing aCondNo="5">
  <vConditionType aCondArea="P">TNET</vConditionType>
  <vConditionValue>76.00</vConditionValue>
  <vCondCurrency>USD</vCondCurrency>
</itmPricing>
<itmPricing aCondNo="6">
  <vConditionType aCondArea="P" aTaxCode="1">TTNE</vConditionType>
  <vConditionValue>76.00</vConditionValue>
  <vCondCurrency>USD</vCondCurrency>
</itmPricing>
<itmPricing aCondNo="7">
  <vConditionType aCondArea="P" aCondRef="6" aTaxCode="1">TTAX</vConditionType>
  <vConditionValue aCondValType="P">14.44</vConditionValue>
  <vConditionRate>19.00</vConditionRate>
  <vCondCurrency>USD</vCondCurrency>
</itmPricing>
<itmPricing aCondNo="8">
  <vConditionType aCondArea="P">TOTL</vConditionType>
  <vConditionValue>90.44</vConditionValue>
  <vCondCurrency>USD</vCondCurrency>
</itmPricing>

```

```

<!-- Item 2 /-->
<vOrderQuantity>1</vOrderQuantity>
<itmPricing aCondNo="1">
  <vConditionType aCondArea="P">SGRO</vConditionType>
  <vConditionValue>20.00</vConditionValue>
  <vCondCurrency>USD</vCondCurrency>
  <vPriceUnit>1.000</vPriceUnit>
  <vQuantUnit>C62</vQuantUnit>
</itmPricing>
<itmPricing aCondNo="2">
  <vConditionType aCondArea="P" aCondRef="1" aTypeDis="SD" aCondSign="-">DISI</vConditionType>
  <vConditionValue>2.00</vConditionValue>
  <vConditionText>Special discount</vConditionText>
  <vPriceUnit>1.000</vPriceUnit>
  <vQuantUnit>C62</vQuantUnit>
</itmPricing>
<itmPricing aCondNo="3">
  <vConditionType aCondArea="P">SNET</vConditionType>
  <vConditionValue>18.00</vConditionValue>
  <vCondCurrency>USD</vCondCurrency>
  <vPriceUnit>1.000</vPriceUnit>
  <vQuantUnit>C62</vQuantUnit>
</itmPricing>
<itmPricing aCondNo="4">
  <vConditionType aCondArea="P">TNET</vConditionType>
  <vConditionValue>18.00</vConditionValue>
  <vCondCurrency>USD</vCondCurrency>
</itmPricing>
<itmPricing aCondNo="5">
  <vConditionType aCondArea="P" aTaxCode="2">TTNE</vConditionType>
  <vConditionValue>18.00</vConditionValue>
  <vCondCurrency>USD</vCondCurrency>
</itmPricing>
<itmPricing aCondNo="6">
  <vConditionType aCondArea="P" aCondRef="5" aTaxCode="2">TTAX</vConditionType>
  <vConditionValue aCondValType="P">1.26</vConditionValue>
  <vConditionRate>7.00</vConditionRate>
  <vCondCurrency>USD</vCondCurrency>
</itmPricing>
<itmPricing aCondNo="7">
  <vConditionType aCondArea="P">TOTL</vConditionType>
  <vConditionValue>19.26</vConditionValue>
  <vCondCurrency>USD</vCondCurrency>
</itmPricing>

```

**Example 2 – Scenario of a complex discount collection of an invoice item:**

Gross unit price of item \$ 50,00

Discount 1 (as basic discount) of 20% from the gross unit price

Discount 2 (as other discounts 1) of 5% from the already discounted price of discount 1

Discount 3 (as special discount) of 10% from the resultant value from discounts 1 and 2

Invoice quantity = 2

Unit of invoice quantity = C62

```

<itmPricing aCondNo="1">
  <vConditionType aCondArea="S">SGRO</vConditionType>
  <vConditionValue>50.00</vConditionValue>
  <vCondCurrency>USD</vCondCurrency>
  <vPriceUnit>1.000</vPriceUnit>
  <vQuantUnit>C62</vQuantUnit>
</itmPricing>
<itmPricing aCondNo="2">
  <vConditionType aCondArea="S" aCondRef="1" aTypeDis="BD" aCondSign="-">DISI</vConditionType>
  <vConditionValue>10.00</vConditionValue>
  <vConditionRate>20.00</vConditionRate>
  <vCondCurrency>USD</vCondCurrency>
  <vPriceUnit>1.000</vPriceUnit>
  <vQuantUnit>C62</vQuantUnit>
  <vConditionText>Basic discount</vConditionText>
</itmPricing>

```

```

<itmPricing aCondNo="3">
  <vConditionType aCondArea="S" aCondRef="2" aTypeDis="D1" aCondSign="-">DISI</vConditionType>
  <vConditionValue>2.00</vConditionValue>
  <vConditionRate>5.00</vConditionRate>
  <vCondCurrency>USD</vCondCurrency>
  <vConditionText>Show room discount</vConditionText>
  <vPriceUnit>1.000</vPriceUnit>
  <vQuantUnit>C62</vQuantUnit>
</itmPricing>
<itmPricing aCondNo="4">
  <vConditionType aCondArea="S">SUBI</vConditionType>
  <vConditionValue>38.00</vConditionValue>
  <vCondCurrency>USD</vCondCurrency>
  <vConditionText>Subtotal</vConditionText>
  <vPriceUnit>1.000</vPriceUnit>
  <vQuantUnit>C62</vQuantUnit>
</itmPricing>
<itmPricing aCondNo="5">
  <vConditionType aCondArea="S" aCondRef="4" aTypeDis="SD" aCondSign="-">DISI</vConditionType>
  <vConditionValue>3.80</vConditionValue>
  <vConditionRate>10.00</vConditionRate>
  <vCondCurrency>USD</vCondCurrency>
  <vConditionText>Special discount</vConditionText>
  <vPriceUnit>1.000</vPriceUnit>
  <vQuantUnit>C62</vQuantUnit>
</itmPricing>
<itmPricing aCondNo="6">
  <vConditionType aCondArea="S">SNET</vConditionType>
  <vConditionValue>34.20</vConditionValue>
  <vCondCurrency>USD</vCondCurrency>
  <vPriceUnit>1.000</vPriceUnit>
  <vQuantUnit>C62</vQuantUnit>
</itmPricing>
<itmPricing aCondNo="7">
  <vConditionType aCondArea="S">TNET</vConditionType>
  <vConditionValue>68.40</vConditionValue>
  <vCondCurrency>USD</vCondCurrency>
</itmPricing>

```

### 2.1.2.15 Config: Configuration data

OEX-Element type	Domain				Description
Config	Configuration				Configuration data

Subelement	Type	Rec	M.		Description
<ClassID>	Value	1			Class ID
<OptionID>	Value	1	X		Option
<OptionEAN>	EAN_Option	1			EAN of Option ID
<ValueID>	Value	1	X		Value ID
<ValueEAN>	EAN_Value	1			EAN of Value ID
<ConfigText>	ConfigText	*			Configuration texts

#### Example:

Configuration consisting of 5 values incl. texts (en), value Y-LENGTH expects individual value input.

```

<itmConfiguration>
  <vClassID>1</vClassID>
  <vOptionID>10</vOptionID>
  <vValueID>2</vValueID>
  <itmConfigText>
    <vTextLanguage>en</vTextLanguage>
    <vOptionText>Table top</vOptionText>
    <vValueText aTextLineNo="1" aLineFormat="\ ">Beech</vValueText>
  </itmConfigText>
</itmConfiguration>

```

```

<itmConfiguration>
  <vClassID>1</vClassID>
  <vOptionID>Y-LENGTH</vOptionID>
  <vValueID>50.00</vValueID>
  <itmConfigText>
    <vTextLanguage>en</vTextLanguage>
    <vOptionText>Table length (inches)</vOptionText>
  </itmConfigText>
</itmConfiguration>
<itmConfiguration>
  <vClassID>1</vClassID>
  <vOptionID>XYZ</vOptionID>
  <vValueID>A</vValueID>
  <itmConfigText>
    <vTextLanguage>en</vTextLanguage>
    <vOptionText>Table base</vOptionText>
    <vValueText aTextLineNo="1" aLineFormat="\ ">chromed</vValueText>
  </itmConfigText>
</itmConfiguration>
<itmConfiguration>
  <vClassID>1</vClassID>
  <vOptionID>1M</vOptionID>
  <vValueID>C22</vValueID>
  <itmConfigText>
    <vTextLanguage>en</vTextLanguage>
    <vOptionText>Table height</vOptionText>
    <vValueText aTextLineNo="1" aLineFormat="\ ">28.4 inches</vValueText>
  </itmConfigText>
</itmConfiguration>
<itmConfiguration>
  <vClassID>1</vClassID>
  <vOptionID>ZB50</vOptionID>
  <vValueID>4D</vValueID>
  <itmConfigText>
    <vTextLanguage>en</vTextLanguage>
    <vOptionText>Layout</vOptionText>
    <vValueText aTextLineNo="1" aLineFormat="\ ">Pullout-Container left</vValueText>
    <vValueText aTextLineNo="2" aLineFormat="\ ">PC-Container right</vValueText>
  </itmConfigText>
</itmConfiguration>

```

### 2.1.2.16 ConfigText: Configuration texts

OEX-Element type	Domain					Description
ConfigText	Frame					Configuration texts

Subelement	Type	Rec	M.			Description
<TextLanguage>	TextLanguage	1	X			Text language
<OptionText>	OptionText	1	X			Option text
<ValueText>	ValueText	*				Value text Here, the text is skipped if it is a freely specifiable character value.

This frame element represents the configuration texts in one or several languages of the previous configuration details (Config).

(Example see Configuration data)

2.1.2.17 Payment: Terms of payment

OEX-Element type	Domain				Description
Payment	Frame	3*		!	Terms of payment

Subelement	Type	Rec	M.		Description
<PaymentPart>	PaymentPart	1	X	!	Part of payment term
<PaymentRate>	PaymentRate	1	X		Discount rate (%) 0,00 means without discount (net).
<PaymentDays>	PaymentDays	1	X		Number of days (payment target) days mean week days, 0 days means immediately due.

The terms of payment serve for the pure description of cash discount details and/or net payment in connection with a credit period. Otherwise, alternative terms of payment can textually be indicated by the header text segment `hdrText` (`TextType="PAYC"`). These details are only required when they differ from contractual agreements, or if they are not agreed. At present, maximum 3 parts for the term of payment are supported.

For the individual due dates, the following is supposed: invoice date + number of days (payment target)

Example 1 – term of payment with one part:  
10 days without discount net

```
<hdrPayment>
  <vPaymentPart>1</vPaymentPart>
  <vPaymentRate>0.00</vPaymentRate>
  <vPaymentDays>10</vPaymentDays>
</hdrPayment>
```

Example 2 – term of payment with two parts:  
14 days 2% discount, 30 days net

```
<hdrPayment>
  <vPaymentPart>1</vPaymentPart>
  <vPaymentRate>2.00</vPaymentRate>
  <vPaymentDays>14</vPaymentDays>
</hdrPayment>
<hdrPayment>
  <vPaymentPart>2</vPaymentPart>
  <vPaymentRate>0.00</vPaymentRate>
  <vPaymentDays>30</vPaymentDays>
</hdrPayment>
```

Example 3 – term of payment with three parts:  
5 days 3% discount, 10 days 2%, 30 days net

```
<hdrPayment>
  <vPaymentPart>1</vPaymentPart>
  <vPaymentRate>3.00</vPaymentRate>
  <vPaymentDays>5</vPaymentDays>
</hdrPayment>
<hdrPayment>
  <vPaymentPart>2</vPaymentPart>
  <vPaymentRate>2.00</vPaymentRate>
  <vPaymentDays>10</vPaymentDays>
</hdrPayment>
<hdrPayment>
  <vPaymentPart>3</vPaymentPart>
  <vPaymentRate>0.00</vPaymentRate>
  <vPaymentDays>30</vPaymentDays>
</hdrPayment>
```

Example 4 – term of payment with one part:  
Due net (without discount)

```
<hdrPayment>
  <vPaymentPart>1</vPaymentPart>
  <vPaymentRate>0.00</vPaymentRate>
  <vPaymentDays>0</vPaymentDays>
</hdrPayment>
```

**2.1.2.18 DocNo: Document numbers**

OEX-Element type	Domain				Description
DocNo	Frame				Documents numbers

Subelement	Type	Rec	M.		Description
<DocNoType>	DocNoType	1	X		Type of document number
<DocNo>	DocNo	1	X		Document number
<DocLine>	DocItemNo	1			Number of document item

In the course of a business case diverse linked documents pile up. These can be references to previous documents in the sequence of a business case (e.g. quotation → purchase order → sales order) additional documents as references (e.g. a reference to another sales order). This frame element is used to keep these details dynamic. This frame element can be a subelement in the document header (Header) as well as on item level (Item), where the subelement <DocLine> typically is omitted in the header.

Examples:

Previous document numbers (sequence) of an invoice item of the vendor

```
<itmDocNo>
  <vDocNoType aDocContext="S">QUO</vDocNoType>      !Item of a quotation
  <vDocNo>AN10040</vDocNo>
  <vDocLine>2</vDocLine>
</itmDocNo>
<itmDocNo>
  <vDocNoType aDocContext="S">ORD</vDocNoType>      !Item of an order
  <vDocNo>OR552244</vDocNo>
  <vDocLine>7</vDocLine>
</itmDocNo>
<itmDocNo>
  <vDocNoType aDocContext="S">CNF</vDocNoType>      !Item of an order confirmation
  <vDocNo>AB20050</vDocNo>
  <vDocLine>7</vDocLine>
</itmDocNo>
<itmDocNo>
  <vDocNoType aDocContext="S">TSP</vDocNoType>      !Shipment
  <vDocNo>TP30060</vDocNo>
</itmDocNo>
<itmDocNo>
  <vDocNoType aDocContext="S">DEL</vDocNoType>      !Item of a delivery note
  <vDocNo>LS40070</vDocNo>
  <vDocLine>2</vDocLine>
</itmDocNo>
```

Reference to a sales order as additional information in the order header in case of the processing of a complaint

```
<hdrDocNo>
  <vDocNoType aDocContext="R">CNF</vDocNoType>      !Referred order confirmation
  <vDocNo>AB20011</vDocNo>
</hdrDocNo>
```



### 2.1.2.19 BankData: Bank data

OEX-Element type	Domain				Description
BankData	_Frame				Bank data

Subelement	Type	Rec	M.		Description
<BankName>	BankName	1	X		Name of Bank
<BankCountry>	BankCountry	1	X		Country of Bank
<BankLocation>	BankLocation	1	X		Location of Bank
<SwiftBic>	SwiftBic	1	1		SWIFT-BIC Internat. bank code
<Iban>	Iban	1	1		IBAN International account number
<BankKey>	BankKey	1	2		Bank identifier
<BankAccount>	BankAccount	1	2		Bank account
<AccountHolder>	AccountHolder	1	X		Account holder

Annotations to the mandatory entries:

1 + 2 SWIFT-BIC and IBAN are always entered in pairs, or bank identifier and bank account number, or both pairs.

Examples:

SWIFT-BIC and IBAN (international bank transaction)

```
<hdrBankData>
  <vBankName>UBS</vBankName>
  <vBankCountry>CH</vBankCountry>
  <vBankLocation>Zürich</vBankLocation>
  <vSwiftBic>BSWCHZH80A</vSwiftBic>
  <vIban>CH0288880003586482168</vIban>
  <vAccountHolder>Gruezi AG</vAccountHolder>
</hdrBankData>
```

Bank Identifier and Account Number (national bank transaction)

```
<hdrBankData>
  <vBankName>Deutsche Bank</vBankName>
  <vBankCountry>DE</vBankCountry>
  <vBankLocation>Berlin</vBankLocation>
  <vBankKey>10070024</vBankKey>
  <vBankAccount>09572423341</vBankAccount>
  <vAccountHolder>Schmidt GmbH</vAccountHolder>
</hdrBankData>
```

### 2.1.3 OEX Value Types (Value)

All value elements are based on the basic type Value.

OEX-Element type	Domain	Description
AccountHolder	AccountHolder	Account holder
AddressID	BusPartID	Address ID
AddressType	AddressType	Type of address
AddStateCode	AddStateCode	Additional state code
BankAccount	BankAccount	Account number
BankCountry	Country	Country of bank
BankKey	BankKey	Bank identifier
BankLocation	Char35	Location of bank
BankName	Char35	Name of bank
CatalogId	CatalogId	Catalog ID
Classification	Classification	Universal classification
ClientID	BusPartID	Client ID
ClientClass	BusPartClass	Client classification
CommodCode	CommodCode	Commodity code (INTRASTAT)
CompSubArtId	CompSubArtId	Identification of sub article
ComType	ComType	Type of communication
ConditionText	Char35	Description of condition
ConditionType	ConditionType	Type of condition
ConditionRate	ConditionRate	Rate of condition
ConditionValue	Condition	Value of condition
CondCurrency	Currency	Currency of condition
ContactType	ContactType	Type of contact
CountryCode	CountryCode	Country code
CountryOrigin	CountryCode	Country of origin
CountyCode	CountyCode	County/district/state
CountyOrigin	CountyCode	County of origin
CustomNumber	Char35	Customs number
Date	Date	Date
DateTimeType	DateTimeType	Type of Date/time
DelivCompleat	DelivCompleat	Completeness of delivery
District	Char35	District
DocCurrency	Currency	Currency of document
DocLanguage	Language	Language of document
DocNo	Char35	Document number
DocNoType	DocNoType	Type of document number
DocItemNo	PosNo	Number of document item
DocumentType	DocumentType	Type of document
EAN Article	EAN	EAN of article
EAN Option	EAN	EAN of option ID
EAN Value	EAN	EAN of value ID
FirstName	Char35	First name
GrossWeight	Quantity	Gross weight
Height	Quantity	Height
Iban	Iban	IBAN International account number
IncoTerm	IncoTerm	Inco Terms (terms of delivery)
IncoTermLoc	Char35	Location concerning Inco Terms
InvoiceType	InvoiceType	Type of invoice

OEX-Element type	Domain	Description
LastName	Char35	Last name
Length	Quantity	Length
Location	Char35	Location (City)
MeansTransp	MeansTransp	Means of transport
MeasureUnit	Unit	Measurement unit
Name1	Char35	Name 1
Name2	Char35	Name 2
Name3	Char35	Name 3
Name4	Char35	Name 4
NetWeight	Quantity	Net weight
NumPackages	Integer	Number of packages
NumArtPack	Integer	Number of articles per package
OptionText	Char80	Value text
OrderType	OrderType	Type of order
OrgDataType	OrgDataType	Type of organizational data
PackageNumber	Char35	Package number
PackageType	PackageType	Type of package
PartDelivery	YesNo	Allow partial deliveries?
PaymentDays	PaymentDays	Number of days (payment target)
PaymentPart	PaymentPart	Part of payment term
PaymentRate	PaymentRate	Discount Rate (%)
PostalCode	PostalCode	Postal code
PostalCodePOB	PostalCode	Postal code of P.O. Box
PriceUnit	Quantity	Price unit
Quantity	Quantity	Quantity
QuantUnit	Unit	Quantity unit
ReferenceType	ReferenceType	Type of reference
ShipmentBase	ShipmentBase	Shipment base
Street	Char35	Street
Street2	Char35	Street 2
SupplierID	BusPartID	Supplier ID
SupplierClass	BusPartClass	Supplier classification
SwiftBic	SwiftBic	SWIFT-BIC Internat. bank code
TextContent	TextLine	Content of text
TextLanguage	Language	Language of text
TextLineNo	LineNo	Line number of text
TextType	TextType	Type of text
Time	Time	Time
TimeZone	UTC	Time zone
TransportMode	TransportMode	Transport mode
UnitVolume	Unit	Volume unit
UnitWeight	Unit	Weight unit
ValueText	TextLine	Value text
VendorArtNo	VendorArtNo	Article number of vendor (supplier)
VendorID	VendorID	Vendor (supplier) ID
VendorSeries	VendorSeries	Vendor (supplier) series
Volumen	Quantity	Volume
Width	Quantity	Width

## 2.1.4 OEX Attribute Types (*Empty*)

All attribute elements are based on the basic type *Empty*.

OEX-Element type	Domain	Description
AppVersion	_Version	Version of application

## 2.2 Data Domains

Naming of domains: Prefix \_ (underscore) + name starting with a capital letter.

The column "Restrict." (Restriction) differentiates in a table of values, under which conditions its values are valid. Data types are explained in section 2.3, possible attributes in section 2.4.

At some data domains, a value is regarded as set if the value is "empty" <empty> and/or the element referring to this data domain is skipped <skipped>.

Domain	Data type	Len	Dec	Sep	Description
<b>_AccountHolder</b>	<b>CHAR</b>	<b>27</b>			<b>Account holder</b>
<b>_Address</b>	<b>FRAME</b>				<b>Addresses</b>
	<b>Attribute</b>			<b>Mandat.</b>	
	aAction				Action
<b>_AddressType</b>	<b>CHAR (UPPER)</b>	<b>2</b>			<b>Type of Address</b>
	<b>Table of values</b>			<b>Restrict.</b>	
	SO				Sold-to party
	SH				Ship-to party
	IN				Bill-to party
	PA				Payer
	CA				Carrier (shipper)
	SU				Supplier (vendor)
	EU				End user
	IS				Installation company (on-site installation)
	IL				Installation location
	BR				Branch (of sold-to party)
<b>_AddStateCode</b>	<b>CHAR</b>		*		<b>Additional state information</b> Encoding of states which is required – beyond the commercial variant code – for re-creation of an OFML instance (specific to OFML Part III).
<b>_Attribute</b>	<b>ATTR</b>				<b>Attribute element</b>
<b>_BankAccount</b>	<b>CHAR (NUPPER)</b>	<b>20</b>			<b>Bank account number</b> National account number
<b>_BankKey</b>	<b>CHAR (NUPPER)</b>	<b>10</b>			<b>Bank identifier</b> National bank identifier
<b>_BusPartClass</b>	<b>CHAR</b>	<b>20</b>			<b>Business partner classification</b>
	<b>Attribute</b>			<b>Mandat.</b>	
	aBusPartClassType			X	Type of business partner classification
<b>_BusPartID</b>	<b>CHAR</b>	<b>20</b>			<b>Business partner ID</b>
	<b>Attribute</b>			<b>Mandat.</b>	
	aBusPartIDType			X	Type of business partner ID
<b>_CatalogId</b>	<b>CHAR (RX001)</b>		*		<b>Catalog ID</b> Unique key of a catalog profile Format: <identifier>.<revision> (see catalog profile specification) Example: de-2011.1
<b>_Char35</b>	<b>CHAR</b>	<b>35</b>			<b>Alphanumerical value 35</b>
<b>_Char80</b>	<b>CHAR</b>	<b>80</b>			<b>Alphanumerical value 80</b>
<b>_Classification</b>	<b>CHAR</b>		*		<b>Universal classification</b>
	<b>Attribute</b>			<b>Mandat.</b>	
	aClassSystem			X	Classification system
<b>_ClientArtNo</b>	<b>CHAR</b>		*		<b>Article number of the client</b>
	<b>Attribute</b>			<b>Mandat.</b>	
	aAction				Action

Domain	Data type	Len	Dec	Sep	Description
_CommodCode	NUM (NOSIGN)	8			<b>Commodity code (INTRASTAT)</b> Commodity code defined in the commodity index for foreign-trade statistics.
_CompSubArtId	CHAR	*			<b>Identification of the sub article</b> within the composite article (specific to OFML Part III)
_ComType	CHAR (UPPER)	3			<b>Types of communications</b>
	Table of values		Restrict.		
	TEL				Telephone number
	FAX				Fax number
	MOB				Mobile number
	WWW				Website
	EMA				Email-address
	Attribute		Mandat.		
aScopeInfo			X	Scope of information	
_Condition	NUM (NOSIGN)	*	2	.	<b>Value of condition</b> (absolute) Price, discount value, tax value etc.; is defined by the condition type ( <code>_ConditionType</code> ).
_ConditionRate	NUM (NOSIGN)	*	2	.	<b>Rate of condition</b> (percentaged) Discount rate, tax rate etc.; is defined by the condition type ( <code>_ConditionType</code> ).
_ConditionType (to be cont.)	CHAR (UPPER)	4			<b>Types of conditions</b> Defines type and usage of a condition value ( <code>_Condition</code> ) respectively of a condition rate ( <code>_ConditionRate</code> ). Here, specifications like gross and net do not apply to the value added tax.
	Table of values		Restrict.		
	SNET		ITM	A	Net unit price <i>Unit prices are sometimes already a total of several prices, which are the result of a configurable product but not stored or shown separately.</i>
	SGRO		ITM	A	Gross unit price <i>(surcharges and discounts allowed)</i> <i>Unit prices are sometimes already a total of several prices, which are the result of a configurable product but not stored or shown separately.</i>
	TNEH		HDR	A	Total net on header level <i>After discount and/or surcharges on header level (DISH, SURH). If those are not specified, the condition type can be skipped. Then it is identical to the condition type total net (TNET) on header level.</i>
	TNET		A		Total net
	TGRO		A		Total gross
	TOTL		A		Grand Total <i>Total incl. taxes</i>

Domain	Data type	Len	Dec	Sep	Description
<b>ConditionType</b> (continued, to be cont.)	Table of values		Restrict.		
	DISH		HDR CR TD -		Discount on header level <i>is calculated from the total net value (TNET) of the header. After that, further combinations or graduations with the condition types DISH and SURH are possible.</i> <i>If a discount shall be indicated as absolute discount restriction "A" applies.</i>
	DISI		CR TD -		Discount on item level <i>Discounts are calculated from the gross value. The corresponding condition type of the gross value is indicated as standard condition.</i> <i>Other discounts can also be calculated from the already discounted value. Here, the corresponding condition type is indicated as standard condition.</i> <i>A combination with surcharges is possible, too.</i> <i>If a discount shall be specified as absolute discount restriction "A" applies.</i> <i>On header level, this condition type is the sum of all discounts of the items in consideration of the discount type. Here, no percentage is indicated. (Restriction "A")</i>
	SURH		HDR CR TS +		Surcharge on header level <i>is calculated from the total net value (TNET) of the header. After that, further combinations or graduations with the condition types DISH and SURH are possible.</i> <i>If a discount shall be indicated as absolute discount restriction "A" applies.</i>
	SURI		CR TS +		Surcharge on item level <i>Surcharges are calculated from the gross value. But further surcharges can be calculated from an already charged value..</i> <i>In both cases the standard condition is indicated as in the case of the discount. If a discount shall be indicated as absolute discount restriction "A" applies.</i> <i>On header level this condition type is the sum of all surcharges of the items in consideration of the surcharge type. Here, no percentage is displayed. (Restriction "A")</i>

Domain	Data type	Len	Dec	Sep	Description
<b>ConditionType</b> (continued)	<b>Table of values</b>		<b>Restrict.</b>		
	SUBH		HDR A		Subtotal on header level serves as reference condition for subsequent discounts or surcharges ( <i>DISH, SURH</i> ). All previous discounts or surcharges are calculated with their standard conditions and form the respective subtotal. All subsequent discounts or surcharges may not refer to conditions previous to the subtotal. The indication of several subtotals type <i>SUBH</i> is permitted but not in direct succession.
	SUBI		A		Subtotal on item and/or header level serves as reference condition for subsequent discounts or surcharges ( <i>DISI, SURI</i> ). All previous discounts or surcharges are calculated with their reference conditions and form the respective subtotal. All subsequent discounts or surcharges may not refer to conditions previous to this subtotal. The indication of several subtotals type <i>SUBI</i> is permitted but not in direct succession.
	TTNE		A TAX		Tax net value This condition type is added on header level in consideration of the tax code.
	TTAX		CR P TAX		Tax rate Within a document, exactly one tax rate is allocated to one tax code.
	<b>Restrictions</b>				<b>Usage</b>
	ITM				Document items only
	HDR				Document header only
	A				Absolute condition value only <i>_Condition</i> contains condition value. <i>_ConditionRate</i> inapplicable.
	P				Percent condition value only <i>_Condition</i> contains the value on bases of the condition rate. <i>_ConditionRate</i> contains the percentage rate.
	CR				Specification of referred condition required
	TAX				Specification of tax code required
	TS				Type of surcharge required
	TD				Type of discount required
	+				Surcharge ( <i>aCondSign</i> ="+")
	-				Discount ( <i>aCondSign</i> ="-")
	<b>Attribute</b>		<b>Mandat.</b>		
	aCondArea		X		Condition area
	aCondRef				Condition reference (base of calculation)
	aTaxCode				Tax code
	aTypeDis				Type of surcharge
	aTypeSur				Type of discount
	aCondSign				Sign indicating surcharge or discount



Domain	Data type	Len	Dec	Sep	Description
<b>_Configuration</b>	<b>FRAME</b>				<b>Option</b> <i>If attribute aMustCheck is not specified, value Y (yes) is assumed.</i>
	<b>Attribute</b>		<b>Mandat.</b>		
	aMustCheck				Is relevant for checks?
	aAction				Action
<b>_ContactType</b>	<b>CHAR (UPPER)</b>	<b>2</b>			<b>Types of contacts</b>
	<b>Table of values</b>		<b>Restrict.</b>		
	SC				Sales contact
	WC				Warehouse contact
	IN				Installer
	EM				Employee
	CL				Client
SU				Support/Staffer	
<b>_CountryCode</b>	<b>CHAR (UPPER)</b>	<b>2</b>			<b>Country code according to ISO 3166-1</b> <u>Examples:</u> DE Germany ES Spain GB Great Britain FR France
<b>_CountyCode</b>	<b>CHAR</b>	<b>6</b>			<b>Country/district/state accord. to ISO 3166-2</b> Only the second part is indicated. The first part corresponds with the country code according to ISO 3166-1 (_CountryCode). <u>Examples for country US (USA):</u> CA California NY New York TX Texas WA Washington
<b>_Currency</b>	<b>CHAR (UPPER)</b>	<b>3</b>			<b>Currency code according to ISO 4217</b> (for valid currencies at present) <u>Examples:</u> EUR Euro GBP Brit. Pound CHF Swiss Francs USD US Dollar
<b>_Date</b>	<b>CHAR (DATE)</b>	<b>8</b>			<b>Date</b>
	<b>Attribute</b>		<b>Mandat.</b>		
	aDateFormat		X		Date format
	aDateCalcBase		1		Base of date determination
aDateCalcMode		1		Mode of date determination	
<b>_DateTime</b>	<b>FRAME</b>				<b>Date and time details</b>
	<b>Attribute</b>		<b>Mandat.</b>		
	aAction				Action
<b>_DateTimeType</b> (to be cont.)	<b>CHAR (UPPER)</b>	<b>3</b>			<b>Types of date/time</b>
	<b>Table of values</b>		<b>Restrict.</b>		
	DOC		HDR T		Document date <i>Date when the document was added to the XML-file.</i>
CRD				Customer requested delivery date <i>For a delivery as fast as possible, the customer can enter for example a delivery date at short notice to beckon the vendor to confirm the best possible date (without obligation).</i>	

Domain	Data type	Len	Dec	Sep	Description
<b>_DateTimeType</b> (continued)	<b>Table of values</b>		<b>Restrict.</b>		
	DLD				Delivery date (supplier) <i>Delivery date without obligation of the supplier. If a fixed delivery date should be confirmed, use type "FXD – Fixed delivery date" instead.</i>
	EPD				Earliest possible delivery date <i>A delivery before this date is not permissible. In combination with the LPD, latest possible delivery date, it can form a delivery period.</i>
	LPD				Latest possible delivery date <i>A delivery after this date is not permissible. In combination with EPD, earliest possible delivery date, it can form a delivery period.</i>
	FXD				Fixed delivery date
	REQ			HDR	Request date
	QUO			HDR	Quotation date
	QUV			HDR	Quotation validity date (Quotation valid until)
	ORD			HDR	Order date <i>Date when the order application has ordered.</i>
	COD			HDR	Order confirmation date
	DES			HDR	Despatch advice date
	DND			HDR	Delivery note date
	INV			HDR	Invoice date
	DUE				Due date
	DSR			HDR	Date of services rendered
	PRD				Price date <i>Date when prices have been calculated using a price list valid on this date. Therefore the designation of the price list is corresponding to the "organizational data".</i>
	<b>Restrictions</b>				<b>Usage</b>
	ITM				Document items only
	HDR				Document header only
	T				Specification of time required
<b>_DelivComple</b>	<b>CHAR (UPPER)</b>	<b>1</b>			<b>Completeness of delivery</b> (regarding an order or an order item)
	<b>Table of values</b>		<b>Restrict.</b>		
	E				Entire delivery
P				Partial delivery	
<b>_Document</b>	<b>FRAME</b>				<b>Single document</b>
	<b>Attribute</b>		<b>Mandat.</b>		
	aDocNo			X	Consecutive number of the document
	aItemCount			X	Total number of items in the document
	aAction			X	Action
<b>_DocFrame</b>	<b>FRAME</b>				<b>OEX document frame</b>
	<b>Attribute</b>		<b>Mandat.</b>		
	aMajor			X	Major version of OEX
	aTransferMode				Transfer mode of the XML-file
	<XSD>			X	XML schema integration (see 1)

Domain	Data type	Len	Dec	Sep	Description
_DocNoType	<b>CHAR (UPPER)</b>	<b>3</b>			<b>Types of document numbers</b>
	<b>Table of values</b>		<b>Restrict.</b>		
	REQ				Request number
	QUO				Quotation number
	ORD				Order number
	CHG				Order change number
	CNF				Order confirmation number (corresponding to sales order number or sales document number from the vendor's point of view)
	DEL				Delivery number (delivery note number)
	LOL				Loading list number
	SHP				Shipment number A shipment is composed of one or more deliveries (DEL) and/or orders (CNF). (see dispatch notification (DESADV))
	INV				Invoice number
	TAN				Transaction number
	CON				Contract number
	<b>Attribute</b>		<b>Mandat.</b>		
aDocContext			X	Document context	
_DocumentType	<b>CHAR (UPPER)</b>	<b>6</b>			<b>Types of documents</b>
	<b>Table of values</b>		<b>Restrict.</b>		
	REQOTE				Request (of a quotation)
	QUOTES				Quotation
	ORDERS				Order (purchase order)
	ORDCHG				Order change
	ORDRSP				Order confirmation (response)
	DESADV				Despatch advice
	INVOIC				Invoice
	<b>Attribute</b>		<b>Mandat.</b>		
aMajor			X	Major version number	
aMinor			X	Minor version number	
aBuild			X	Build version number	
_EAN	<b>CHAR</b>	<b>*</b>			<b>EAN</b> International (European) Article Number
	<b>Attribute</b>		<b>Mandat.</b>		
	aEANType			X	EAN Type
_File	<b>FRAME</b>				<b>File of documents</b>
	<b>Attribute</b>		<b>Mandat.</b>		
	aDocumentCount			X	Number of documents within a file
_Frame	<b>FRAME</b>				<b>Frame element</b>
_Header	<b>FRAME</b>				<b>Document header</b>
	<b>Attribute</b>		<b>Mandat.</b>		
	aAction				Action
_Iban	<b>CHAR (NUPPER)</b>	<b>34</b>			<b>IBAN</b> International Bank Account Number According to ISO 13616:2003

Domain	Data type	Len	Dec	Sep	Description
<b>_IncoTerm</b>	<b>CHAR (UPPER)</b>	<b>3</b>			<b>Inco Terms according to Inco Terms 2000</b> (international terms of delivery)
	<b>Table of values</b>		<b>Restrict.</b>		
	CFR		POD		Cost and Freight
	CIF		POD		Cost, Insurance and Freight
	CIP		DST		Carriage and Insurance Paid To
	CPT		DST		Carriage Paid To
	DAF		PLA		Delivered At Frontier
	DDP		PLA		Delivered Duty Paid
	DDU		PLA		Delivered Duty Unpaid
	DEQ		POD		Delivered Ex Quay
	DES		POD		Delivered Ex Ship
	EXW		PLA		Ex Works
	FAS		POS		Free Alongside Ship
	FCA		PLA		Free Carrier
	FOB		POS		Free On Board
	<b>Restrictions</b>				<b>Ortsangaben</b>
	PLA				Named place
POS				Named port of shipment	
POD				Named port of destination	
DST				Named place of destination	
<b>_InvoiceType</b>	<b>CHAR (UPPER)</b>	<b>2</b>			<b>Types of invoices</b>
	<b>Table of values</b>		<b>Restrict.</b>		
	IN				Invoice
	CN				Credit Note
PI				Proforma Invoice	
<b>_Integer</b>	<b>NUM</b>	<b>*</b>			<b>Integer value</b>
<b>_Item</b>	<b>FRAME</b>				<b>Document item</b> <i>In contrast to the document position counter (aItemNo), the number of the document item (DocItemNo), and other item number specifications (_OrgDataType POS), the aUUID of a document item in the sequence of the documents for the business case must not change!</i>
	<b>Attribute</b>		<b>Mandat.</b>		
	aItemNo		X		Consecutive number of document item
	aAction				Action
	aUUID				Universally Unique Identifier
	aItemType				Type of document item
<b>_Language</b>	<b>CHAR (LOWER)</b>	<b>2</b>			<b>Language code according to ISO 639-1</b> <b>Examples:</b> de German en English fr French es Spanish  If the language is determined by the country (language version) the attribute for the locale is indicated. <b>Example:</b> Language en (English) and locale aLocale="US" for American English.
	<b>Attribute</b>		<b>Mandat.</b>		
	aLocale				Locale

Domain	Data type	Len	Dec	Sep	Description
<u>LineNo</u>	NUM (LIST1)	*			Line number
<u>MeansTransp</u>	CHAR (UPPER)	3			Means of transport
	Table of values		Restrict.		
	PAL				Pallet
	ROL				Roll
	SAC				Sack
	LAB				Lattice box
	CON				Container
	BAR				Barrel
<u>OrderType</u>	CHAR (UPPER)	2			<b>Types of orders</b> Can be used for the further determination of the sales order, especially for the purchase order (ORDERS).
	Table of values		Restrict.		
	SO				Standard order
	XO				Express order <i>is generally offered for articles defined by the vendor (for example in the context of a sales promotion or contractual agreement) which have a faster delivery time/ availability than normally. Here, the order volume is generally restricted to a certain quantity. If and how this type of order is processed depends on the respective manufacturer.</i>
	MU				Mock-up order
	CP				Complaint processing order <i>Here, a corresponding complaint has been received by the vendor before and the case may be, a document number has been allocated, which can be indicated in the order (DocNo).</i>
	SP				Spare part order
	EO				Order for own employee
	SR				Show room order
	<u>OrgData</u>	FRAME			
Attribut				Mandat.	
aAction					Action
<u>OrgDataType</u> (to be cont.)	CHAR (UPPER)	3			<b>Type of organizational data</b> <i>Note: The possibility to use various data in the document does not mandatorily mean, that the receiver is also able to process or to return these data.</i>
	Table of values		Restrict.		
	CCC				Customer cost center
	CNF		ITM		Configuration ID <i>e.g. as support for a configurator application to identify created configuration by its own (variant code).</i>
	COG		ITM		Class of goods
	COM				Commission
	DIC				Distribution channel
	DIV				Division
	DLO				Despatch location
	DPL				Delivering plant

Domain	Data type	Len	Dec	Sep	Description
<b>_OrgDataType</b> (continued)	<b>Table of values</b>		<b>Restrict.</b>		
	ITM		ITM		Article ID <i>E.g. for specific end article number</i>
	LOC				Location, e.g. unloading point (building/floor/room)
	OVC		ITM		OFML variant code <i>see also CNF</i>
	PGR				Purchase group
	PJN				Project number
	PLO				Point of loading
	POR				Purchase organization
	POS		ITM		Position ID <i>for the indication of an item number especially edited or differing from the distinct item number. Example: "100.A.10-1".</i>
	PRI				Processing indicator <i>for the differentiation between internal and external processes of an organization.</i>
	SGR				Sales group
	SOF				Sales office
	SOR				Sales organization
	TOU				Tour
	TRZ				Transport zone
	<b>Restrictions</b>				<b>Usage</b>
	ITM				Document items only
	HDR				Document header only
	<b>_PackageType</b>	<b>CHAR (UPPER)</b>	<b>3</b>		
<b>Table of values</b>		<b>Restrict.</b>			
CBB					Cardboard box
PAP					Paper
FOI					Foil
BOT					Bottle
TIN					Tin
CAN					Can
BOX					Box
BAG					Bag
<b>PaymentDays</b>	<b>NUM (NOSIGN)</b>	<b>3</b>			<b>Number of days</b>
<b>PaymentPart</b>	<b>NUM (LIST1)</b>	<b>1</b>			<b>Part of payment term</b>
<b>PaymentRate</b>	<b>NUM (NOSIGN)</b>	<b>5</b>	<b>2</b>	<b>.</b>	<b>Discount rate (%)</b>
<b>Phone</b>	<b>CHAR (PHONE)</b>	<b>20</b>			<b>Number for Telephone, Fax, Mobile</b>
<b>PosNo</b>	<b>CHAR (POS)</b>	<b>6</b>			<b>Position number</b>
<b>PostalCode</b>	<b>CHAR (POSTAL)</b>	<b>10</b>			<b>Postal code</b>
<b>_Pricing</b>	<b>Frame</b>				<b>Pricing</b>
	<b>Attribute</b>		<b>Mandat.</b>		
	aCondNo		X		Consecutive number of condition
	aAction				Action
<b>Quantity</b>	<b>NUM (NOSIGN)</b>	<b>*</b>	<b>3</b>	<b>.</b>	<b>Quantity</b>
<b>_Reference</b>	<b>Frame</b>				<b>References</b>
	<b>Attribute</b>		<b>Mandat.</b>		
	aAction				Action

Domain	Data type	Len	Dec	Sep	Description
_ReferenceType	CHAR (UPPER)	3			<b>Types of references</b>
	Table of values		Restrict.		
	ATT				Attachment <i>Complete name of a file that is sent with the OEX document in an e-mail. (e.g. Product information.pdf)</i>
	DOC				Reference to a document <i>Name or file name of a document</i>
	EDS				Embedded Data Stream, encoded as Base64
	LNK				Executable link (entire URL) <i>E.g. to follow a link for a HTML-site directly through the internet-browser.</i>
	XML				Embedded CDATA element <i>With a CDATA element, structured data in XML format from a third-party system can be embedded. The prerequisite for this is that the embedded data itself does not use CDATA elements and uses UTF-8 as character encoding. (As MIME type "text/plain" has to be specified.)</i>
	Attribute		Mandat.		
aMIMEType			X	MIME-Type Type of data (according to RFC 2046)	
_ShipmentBase	CHAR (UPPER)	1			<b>Shipment base</b> defines, if a shipment is composed either of orders or of deliveries.
	Table of values		Restrict.		
	O				Order (sales)
	D				Deliveries (delivery notes)
_SwiftBic	CHAR (NUPPER)	11			<b>SWIFT-BIC Internat. bank code</b> Society for Worldwide Interbank Financial Telecommunication <b>Bank Identifier Code</b> According to ISO 9362
_Text	FRAME				<b>Texts</b>
	Attribute		Mandat.		
	aAction				Action
_TextLine	CHAR	80			<b>Text line</b>
	Attribute		Mandat.		
	aTextLineNo			X	Text line number
	aLineFormat			X	Line format

Domain	Data type	Len	Dec	Sep	Description
_TextType (to be cont.)	CHAR (UPPER)	4			<b>Text types</b>
	Table of values		Restrict.		
	HEAD		HDR		General header text <i>Texts, which are not covered by other text types for document header.</i>
	ITEM		ITM		General item text <i>Texts, which are not covered by other text types for documents items.</i>
	ARTS		ITM		Article short text <i>Used as short description of the article and consists of only one line.</i> (vTextLineNo = 1) <i>Besides the article number the article short text in addition identifies an article in an XML-file and provides a better readability of the XML-file, if for instance shown directly in a browser using a style-sheet.</i>
	ARTL		ITM		Article long text <i>Is used for detailed description of the article. The article long text doesn't have to be transferred, if both trading partners deal with a non-modified standard article known by each other.</i>
	ARTV		ITM		Variant text <i>Describes the configuration desired by the user. (Due to the control options provided for the variant text in OCD, this can differ from the text that results from the concatenation of the texts for the individual configurable characteristics.)</i>
	ARTM		ITM		Modified article text <i>In the case of a modified standard article (original article of the manufacturer/ vendor) or a customer article, its modified text is transferred and the article is correspondingly indicated. Systems which do not differentiate text types and manage all texts in one text block must insert the total text block here.</i> (_VendorArtNo → aStatus = M respectively C)
	ARTU		ITM		User-defined additional text <i>A supplementary text entered by the user of the ordering system, e.g. to provide information on the installation. This text type differs conceptually from the modified article text (ARTM) and does not require aStatus = M.</i>
	PAYC		HDR		Payment terms <i>If different from contracted agreements or not agreed.</i>
	GRTM				Goods receiving times
DNOT				Despatch notes	
DCON		HDR		Delivery terms <i>If different from contracted agreements or not agreed.</i>	



Domain	Data type	Len	Dec	Sep	Description
<b>_TextType</b> (continued)	INOT				Installation notes
	PRMD				Terms of transaction <i>Hints to support the processing of a business case.</i> <i>Example: „Please provide staff for unloading and distribution on the delivery.“</i>
	ADAG				Additional agreement (with contractual relevance)
	<b>Restrictions</b>				<b>Usage</b>
	ITM				Document items only
	HDR				Document header only
<b>Time</b>	<b>CHAR (TIME)</b>	<b>6</b>			<b>Time</b>
<b>_TransportMode</b>	<b>CHAR (UPPER)</b>	<b>3</b>			<b>Transport mode</b>
	<b>Table of values</b>		<b>Restrict.</b>		
	SNA				Navigation
	SIN				Inland navigation
	SCO				Coasting
	LRO				Road traffic
	LRR				Railway traffic
	AAV				Aviation
	MMT				Multimodal transport (several transport modes)
<b>_Unit</b>	<b>CHAR (NUPPER)</b>	<b>3</b>			<b>Measurement unit code</b> According to Common Code of UN/ECE Recommendation 20 <u>Examples:</u> C62 One (piece) MTR Meter  MTK Square meters
<b>_UTC</b>	<b>CHAR (UTC)</b>	<b>5</b>			<b>Time zone according to UTC</b> (UTC = Universal Time Coordinated)
<b>Value</b>	<b>CHAR</b>	<b>*</b>			<b>Any value</b>
<b>_VendorArtNo</b>	<b>CHAR</b>	<b>*</b>			<b>Article number of the vendor (supplier)</b> <i>This is the basic article number of the vendor (supplier).</i> <i>(analog OCD article table → ArticleID)</i> <i>In case of configurable articles the result of the configuration is described by the frame type "Config – configuration details".</i> <i>Optionally, frame type "OrgData – Organizational data" can be used for further information on the article resp. the configuration (e.g. _OrgDataType "CNF" or "ITM")</i>
	<b>Attribute</b>		<b>Mandat.</b>		
	aStatus			X	Status of article
<b>_VendorID</b>	<b>CHAR (NUPPER)</b>	<b>4</b>			<b>Vendor (supplier) ID</b> <i>According to OCD-Specification</i>
<b>_VendorSeries</b>	<b>CHAR (NUPPER)</b>	<b>4</b>			<b>Vendor (supplier) series</b> <i>According to OCD-Specification</i>

Domain	Data type	Len	Dec	Sep	Description
_Version	<b>ATTR</b>				<b>Version</b>
	<b>Attribute</b>			<b>Mandat.</b>	
	aMajor		X		Major version number
	aMinor		X		Minor version number
	aBuild				Build version number
_YesNo	<b>BOOL</b>	<b>1</b>			<b>Yes/No</b>
	<b>Table of values</b>			<b>Restrict.</b>	
	Y				Yes
	N				No

## 2.3 Data types

Naming of data types: completely in capital letters

Data type	Options	Description/Explanation
ATTR		Attribute element
BOOL		Boolean Value
CHAR (to be cont.)		All characters of the basic code-page of the OEX-document
	UPPER	Capital letters only Valid characters: ABCDEFGHIJKLMNOPQRSTUVWXYZ
	NUPPER	Capital letters and digits Valid characters: ABCDEFGHIJKLMNOPQRSTUVWXYZ0123456789 Examples: DE456271567 (EU VAT ID) UBSWCHZH80A (SWIFT-BIC) DE68210501700012345678 (IBAN)
	XUPPER	Capital letters and others Valid characters: ABCDEFGHIJKLMNOPQRSTUVWXYZ0123456789 +-*=_ \/. , ; ( ) ! ? # & % " Space character in between
	LOWER	Lower case letters only Valid characters: abcdefghijklmnopqrstuvwxyz
	NLOWER	Lower case letters and digits Valid characters: abcdefghijklmnopqrstuvwxyz0123456789
	XLOWER	Lower case letters and others Valid characters: abcdefghijklmnopqrstuvwxyz0123456789 +-*=_ \/. , ; ( ) ! ? # & % " Space character in between
	PHONE	Phone numbers Valid characters: 0123456789+ - / . ( ) Space character in between Examples: 07525 523 25 +49 (0) 89/6213-10 888.999.777
	RX001	Regular expression 001 [a-z][a-z0-9_-]*.[0-9]* Example: de-2011.1
	NUMB	Numeration, list, rank Valid characters: 0123456789ABCDEFGHIJKLMNPOQRSTUVWXYZ - . Space character in between Examples: 1, 1.1, 1.2 etc. 1, 1-1, 1-2 etc. A, B, C etc. I, II, III, IV etc. I.1, I.2, etc.

Data type	Options	Description/Explanation
CHAR (continued)	POS	<b>Position numbering</b> <u>Valid characters:</u> <b>0123456789</b> <i>Usually a consecutive numbering using an increment.  The number may be indicated with leading zeros.</i> <u>Example (6-digits number, increment 1):</u> 000001, 000002, 000003 etc.
	POSTAL	<b>Postal codes</b> <u>Valid characters:</u> <b>0123456789ABCDEFGHIJKLMNPOQRSTUVWXYZ</b> Space character and - in between <u>Examples:</u> 07743 (Jena) 170 00 (Prag) ECM1 5PG (London) 00-023 (Warschau)
	DATE	<b>Date</b> <u>Valid characters:</u> <b>0123456789</b> <i>Day format (YYYYMMDD) or Week format (YYYYWW)  see attributes aDateFormat</i>
	TIME	<b>Time</b> Time format: 24 hours HHMMSS HH Hours (00 – 23) MM Minutes (00 – 59) SS Seconds (00 – 59)
	NUMCHAR	<b>Digits and letters</b> <u>Valid characters:</u> <b>0123456789ABCDEFGHIJKLMNPOQRSTUVWXYZ  abcdefghijklmnopqrstuvwxyz</b>
	UTC	<b>UTC Universal Time Coordinated</b> <i>The time zones are indicated as positive or negative  deviation (time lag) from UTC.</i> Format: SHHMM S = Sign ( + or - ) HH = Hours (00 – 23) MM = Minutes (00 – 59) <u>Examples:</u> Western European Time (WET) +0000 (+0 Hours) UTC (Great Britain, Portugal, Iceland, etc.) Central European Time (CET) +0100 (+1 Hour) UTC+1 (Germany, France, Switzerland, etc.) Central Europ. Summer Time (CEST) +0200 (+2 Hours) UTC+2 Eastern Standard Time (EST) -0500 (-5 Hours) UTC-5 (USA-New York, Cuba, Peru, etc.)
	UUID	<b>Universally Unique Identifier</b> <i>36-digit string representation according to RFC 4122</i> <u>Valid characters:</u> <b>0123456789-abcdefABCDEF</b> <u>Example:</u> bbb5a714-27c6-416c-ad47-e4df02b6a93c

Data type	Options	Description/Explanation
FRAME	Frame element	
NUM	<b>Numerical Value</b> Containing decimals and separator, if applicable. As decimal separator the dot "." (decimal point) is used. Signs (+ and -) are prefixed. If no sign is indicated "+" is supposed.	
	LIST1	<b>List 1</b> <i>Used in a certain recurring element. (e.g. textlines)</i> <b>Increment 1, starting at 1, no signs</b> Example: 1, 2, 3, 4 etc.
	COUNT	<b>Number of list elements</b> <i>Number of elements which are enumerated with Data type NUM und Option LIST1 and have to contain at least 1 element.</i> <b>Minimum value 1, no signs</b>
	NOSIGN	<b>No signs</b>
	VERSION	<b>Version number</b> 0 – 65535 (Integer), no signs

## 2.4 Attributes

Naming of attributes: Prefix **a**

At some attributes, a value is regarded as set if the value is "empty" <empty> and/or the attribute is skipped <skipped>.

Attribute	Data type	Len	Dec	Sep	Description
<b>aAction</b>	<b>CHAR (UPPER)</b>	<b>1</b>			<b>Action</b> <i>Processing method for the application receiving the document. If the attribute is not mandatory in an element, value N is assumed if the attribute is not specified.</i>
	<b>Table of values</b>		<b>Restrict.</b>		<b>Description</b>
	C				Create
	D				Delete
	M				Modify
N				No action / without modification	
<b>aBuild</b>	<b>NUM (VERSION)</b>	<b>*</b>			<b>Build version number</b>
<b>aBusPartClassType</b>	<b>CHAR (UPPER)</b>	<b>*</b>			<b>Type of business partner classification</b> <i>Determines the classification system (standard, regulation) used for the classification.</i>
	<b>Table of values</b>		<b>Restrict.</b>		<b>Description</b>
	SIC				Standard Industrial Classification
	ISIC				International Standard Industrial Classification
	NACE				Statistical classification of economic activities in the European Community
ICS				Individual classification system (not corresponding to any norm)	
<b>aBusPartIDType</b>	<b>CHAR (UPPER)</b>	<b>*</b>			<b>Type of business partner ID</b> <i>Determines the classification system (standard, regulation) used for the ID.</i>
	<b>Table of values</b>		<b>Restrict.</b>		<b>Description</b>
	GLN				Global Location Number
	DUNS				Data Universal Numbering System
	IIS				Individual ID system (not corresponding to any norm)
<b>aClassSystem</b>	<b>CHAR (XUPPER)</b>	<b>*</b>			<b>Classification system</b> <i>Determines the system (standard) used to specify a class or category. The following systems are predefined (reserved):</i>
	<b>Table of values</b>		<b>Restrict.</b>		<b>Description</b>
	ECO_FR				Article category for ECO-Tax France (according to appendix of OCD specification)
	ECLASS-x.y				Classification according to eCl@ss model in version x.y
	UNSPSC				Classification according to UN/SPSC standard

Attribute	Data type	Len	Dec	Sep	Description
aCondArea	CHAR (UPPER)	2			Condition area
	Table of values		Restrict.		Description
	P				Purchase
	S				Sales
	OP				Original purchase price of furnisher (OCD)
OS				Original sales price of furnisher (OCD)	
aCondNo	NUM (LIST1)	6			Consecutive number of the condition
aCondRef	NUM (NOSIGN)	6			Condition reference References the current number of the condition (aCondNo). <i>For the calculation base, the <b>consecutive number</b> of the respective condition is indicated as a reference. The following restrictions contain the condition types that can be referred to.</i>
	Restrictions				Usage
	SGRO				Gross unit price
	TGRO				Total gross
	DISH				Discount on header level
	DISI				Discount on item level
	SURH				Surcharge on header level
	SURI				Surcharge on item level
	SUBH				Subtotal on header level
	SUBI				Subtotal on item and/or header level
	TTNE				Tax net value
aCondSign	CHAR	1			Sign indicating surcharge or discount
	Table of values		Restrict.		Description
	+				Surcharge
-				Discount	
aDateCalcBase	CHAR (XUPPER)	4			Base of date determination is used at fields of the data type CHAR (DATE) in combination with the attribute aDateFormat and its indication for a number of days. The number of days will be used for the calculation basis corresponding to the attribute aDateCalcMode to determine the respective date in the recipient system.
	Table of values		Restrict.		Description
	*DIO				Date of order received <i>Dynamic date; it is not known until the time of processing.</i>
<_DateTimeType>				Specification of a type "Date/Time" <i>reference to a date that was indicated in the previous element of the same type.</i>	
aDateCalcMode	CHAR	1			Mode of date determination requires attribute aDateCalcBase.
	Table of values		Restrict.		Description
	+				Addition
-				Subtraction	

Attribute	Data type	Len	Dec	Sep	Description
aDateFormat	CHAR (UPPER)	1			<b>Date format</b> YYYY Year (4 digits) e.g. 2009 MM Month (2 digits) e.g. 02 for February DD Day (2 digits) e.g. 03 WW Week (2 digits) e.g. 05 CCCC Number of calendar days (4 digits) e.g. 0014 Examples: 20090203 3 <sup>rd</sup> February 2009 200905 Week 5 in 2009
	<b>Table of values</b>		<b>Restrict.</b>		<b>Description</b>
	D				Day format YYYYMMDD
	W				Week format YYYYWW
C				Number of calendar day CCCC	
aDocContext	CHAR (XUPPER)	1			<b>Document context</b>
	<b>Table of values</b>		<b>Restrict.</b>		<b>Description</b>
	S				<b>Sequence</b> Document sequence of a business case; at an invoice item e.g.: document number (and item) of the quote (QUO), the order (ORD), the delivery (DEL).
R				<b>Reference</b> By means of the reference, it is possible to refer to documents which are no documents in terms of the sequence of a business case but serve as additional information to process it. <i>Example: In case of a complaint processing the order in which the complaint occurred can be referred to.</i>	
aDocNo	NUM (LIST1)	6			<b>Consecutive number of the document</b>
aDocumentCount	NUM (COUNT)	6			<b>Number of documents within a file</b>
aEANType	CHAR (XUPPER)	6			<b>EAN Type</b>
	<b>Table of values</b>		<b>Restrict.</b>		<b>Description</b>
	EAN-8				EAN-Code 8 digits
EAN-13				EAN-Code 13 digits	
aItemCount	NUM (COUNT)	6			<b>Number of document items within a document</b> <i>Independent of being a main item or a sub item.</i>
aItemNo	NUM (LIST1)	6			<b>Consecutive number of document item</b>
aItemType	CHAR (UPPER)	1			<b>Type of document item</b> For the differentiated processing of the item.
	<b>Table of values</b>		<b>Restrict.</b>		<b>Description</b>
	<empty>/<skipped>				Standard
	O		1		Optional
	A		1		Alternative
	<b>Restrictions</b>				<b>Usage</b>
1				for Request and Quotation	



Attribute	Data type	Len	Dec	Sep	Description
aLineFormat	CHAR	1			<b>Line format</b> according to OCD as from version 4
	Table of values		Restrict.	Description	
	\				<b>Line feed</b> <i>text is displayed in a new line.</i>
~				<b>Word-wrapping (continuous text)</b> <i>The text line is added as continuous text to the previous text. If the text line does not start with a space it has to be inserted by the processing application.</i>	
aLocale	CHAR (UPPER)	2			<b>Locale</b> For the assignment of country specifics like language, measurements, etc. Details based on the country code according to ISO 3166-1 <u>Examples:</u> DE Germany ES Spain GB Great Britain FR France
aMajor	NUM (VERSION)	*			<b>Major version number</b>
aMIMEType	CHAR	*			<b>MIME type</b> (Multipurpose Internet Mail Extensions) Format according to RFC 2046: <Media Type>/<Subtype> <u>Examples:</u> text/html text/plain image/jpeg application/pdf application/msword
aMinor	NUM (VERSION)	*			<b>Minor version number</b>
aMustCheck	BOOL	1			<b>Is relevant for checks?</b> Determines whether the entity (e.g., an option, domain_Coffiguration) must be validated during the processing of the document if there are changes with respect to the preceding document (see also aAction). (In case of N, a change can/should be ignored.)
	Table of values		Restrict.	Description	
	Y				Yes
N				No	
aScopeInfo	CHAR (UPPER)	1			<b>Scope of information</b>
	Table of values		Restrict.	Description	
	B				Business
P				Private	

Attribute	Data type	Len	Dec	Sep	Description
aStatus (to be cont.)	CHAR (UPPER)	1			<p><b>Status of article</b>  <i>An article is clearly composed of the vendor code (<code>_VendorID</code>), the series code (<code>_VendorSeries</code>) and the article number (<code>_VendorArtNo</code>).</i></p> <p><i>The article status defines the origin of the article and shows if its master data (structure/ text/configuration) have been modified. So, the automatic processing shall be supported. The article status does not refer to order quantities, prices or other data corresponding to the item.</i></p>
	<b>Table of values</b>		<b>Restrict.</b>	<b>Description</b>	
	M		REQOTE QUOTES ORDERS ORDRSP ORDCHG	<p><b>Modification of the article</b>  <i>The original data of the article (O) or of the special article (S) provided by the manufacturer/ vendor have been modified (e.g. article number, series code, texts). Modified texts are provided by the item text of the text type "ARTM" (modified article text).</i></p> <p><i>The orderer has requested the modifications from the manufacturer/ vendor before. Otherwise, the case may be that such an article is rejected or not confirmed by the manufacturer/ vendor.</i></p> <p><i>If the manufacturer/ vendor does not replace this article by a special article (S), he also returns it with the status (M) and the modified text "ARTM".</i></p>	
	S			<p><b>Special article of the vendor/supplier</b>  <i>Article data that are returned by the manufacturer/ vendor for a modified article (M) or customer article (C) if he replaces the article by one of his own.</i></p> <p><i>Article texts are returned as follows:  Article long text with text type "ARTL",  article short text with text type "ARTS",  possible configuration with configuration frame elements "itmConfiguration" and "itmConfigText".</i></p> <p><i>In the case of an order modification, this attribute is also indicated by the orderer if he has not modified the article.</i></p>	
O			<p><b>Original article</b>  <i>The article corresponds to the original data provided by the manufacturer/vendor in an electronical pricelist.</i></p>		

Attribute	Data type	Len	Dec	Sep	Description	
<b>aStatus</b> (continued)	<b>C</b>				<b>Custom article</b> <i>An article created by the orderer himself in his master data or directly in the order (single use) for a special article of the manufacturer/vendor.</i> <i>The orderer has to request such an article from the manufacturer/vendor before. Otherwise, as the case may be, such an article is rejected or not confirmed by the manufacturer/vendor. The manufacturer/vendor may have already given an article number to the orderer who can use it to create an article by himself. Here, the article texts are transferred as follows: article long text with text type "ARTL", article short text with text type "ARTS".</i> <i>If the manufacturer/vendor does not replace the article by a special article (S) he also returns it with status (C).</i>	
					<b>Restrictions</b>	<b>Usage</b>
					REQOTE	Request
					QUOTES	Quotation
					ORDERS	Order
					ORDRSP	Order Confirmation
					ORDCHG	Order Change
					DESADV	Despatch Advice
					INVOIC	Invoice
<b>aTaxCode</b>	<b>NUM (NOSIGN)</b>	<b>3</b>			<b>Tax code</b>	
	<b>Table of values</b>		<b>Restrict.</b>		<b>Description</b>	
	0				Tax-exempt	
	1 - 6				Tax category for VAT according to appendix of OCD specification: 1 = Standard rate 2 = Reduced rate 3 = Severely reduced rate 4 = Parking rate 5 = Service 6 = Zero rate	
	7 - 99				Reserved (for future standardization)	
	100 - 999				For free use	
<b>aTextLineNo</b>	<b>NUM (LIST1)</b>	<b>6</b>			<b>Text line number</b>	
<b>aTransferMode</b>	<b>CHAR (UPPER)</b>	<b>1</b>			<b>Transfer mode of the XML-file</b>	
	<b>Table of values</b>		<b>Restrict.</b>		<b>Description</b>	
	<empty>/<skipped>				Operational transfer	
	R				Repeated transfer	
T				Test transfer		
<b>aTypeDis</b>	<b>CHAR (NUPPER)</b>	<b>2</b>			<b>Type of discounts</b>	
	<b>Table of values</b>		<b>Restrict.</b>		<b>Description</b>	
	BD				Basic discount	
	VO				Volume discount	
	SD				Special discount	
	RD				Reseller discount	
	AR				Aggregated discount	
D1 - D9				Other discounts (1 - 9)		

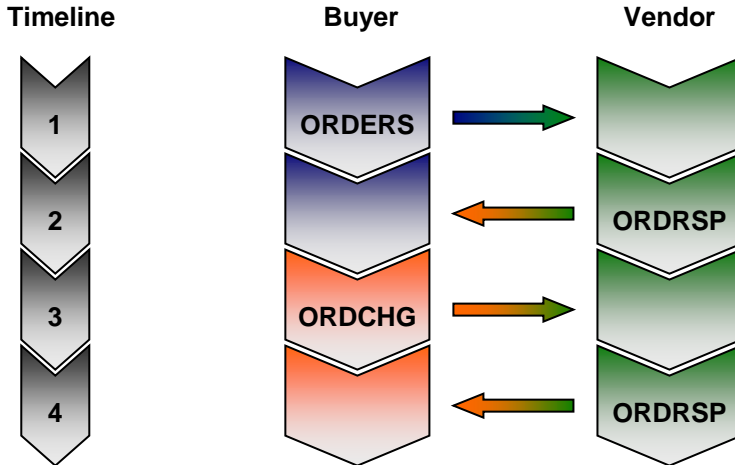
Attribute	Data type	Len	Dec	Sep	Description
aTypeSur	CHAR (NUPPER)	2			Type of surcharges
	Table of values		Restrict.		Description
	PC				Package surcharge
	TP				Transport surcharge
	MO				Installation surcharge
	SQ				Less quantity surcharge
	PS				Processing surcharge
	S1 - S9				Other surcharges (1 - 9)
aUUID	CHAR (UUID)	36			Universally Unique Identifier

### 3 OEX – Scenarios

#### 3.1 Order with follow-up Order Change (ideal case)

ORDERS ⇌ ORDRSP ⇌ ORDCHG ⇌ ORDRSP

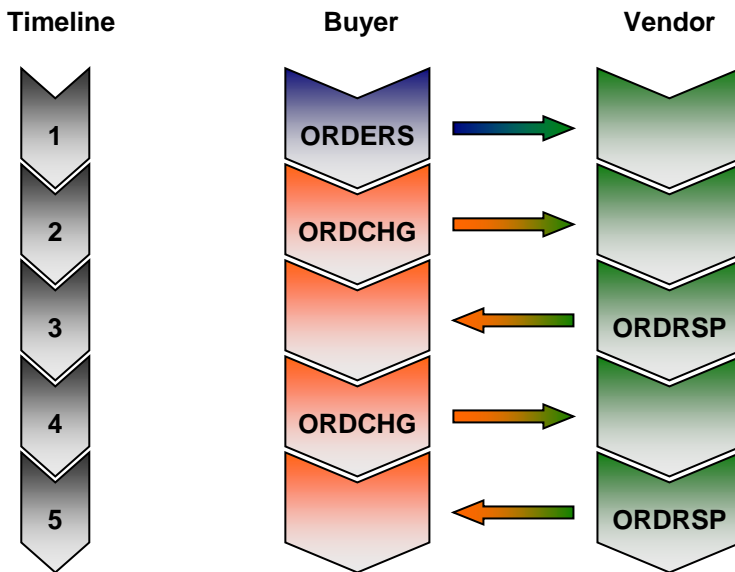
Scenario: (1) orderer orders, (2) vendor confirms the order, (3) orderer modifies the order, (4) vendor confirms the modification



#### 3.2 Order and Order Change (delayed to Order Confirmation)

ORDERS ⇌ ORDCHG ⇌ ORDRSP ⇌ ORDCHG ⇌ ORDRSP

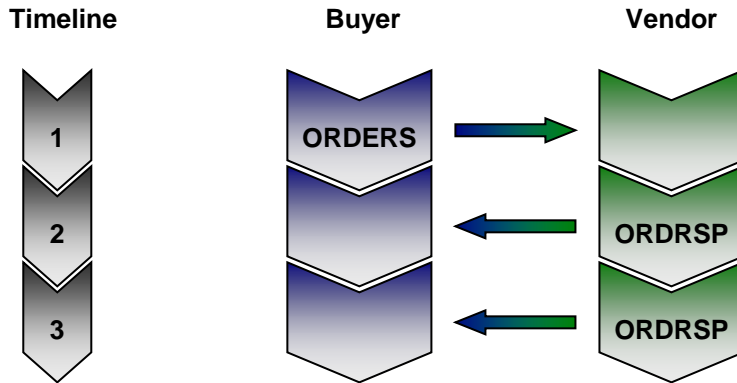
Scenario: (1) orderer orders, (3) orderer modifies the order before it is confirmed, (3) vendor confirms order including modification, (4) orderer changes the order again, (5) vendor confirms



### 3.3 Order containing changes caused by vendor

ORDERS ⇌ ORDRSP ⇌ ORDRSP

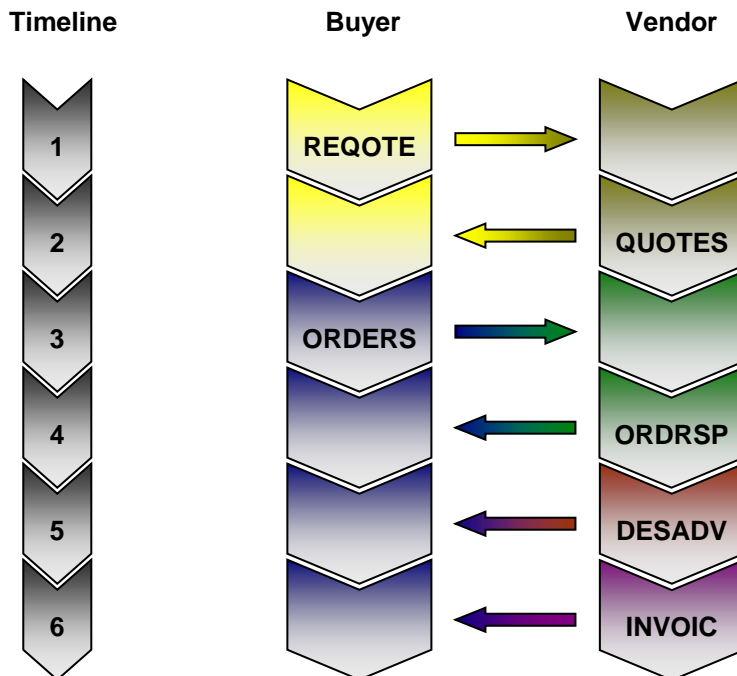
Scenario: (1) orderer orders, (2) vendor confirms, (3) vendor modifies the order (e.g. delivery date)



### 3.4 From Request to Invoice (ideal case)

REQOTE ⇌ QUOTES ⇌ ORDERS ⇌ ORDRSP ⇌ DESADV ⇌ INVOIC

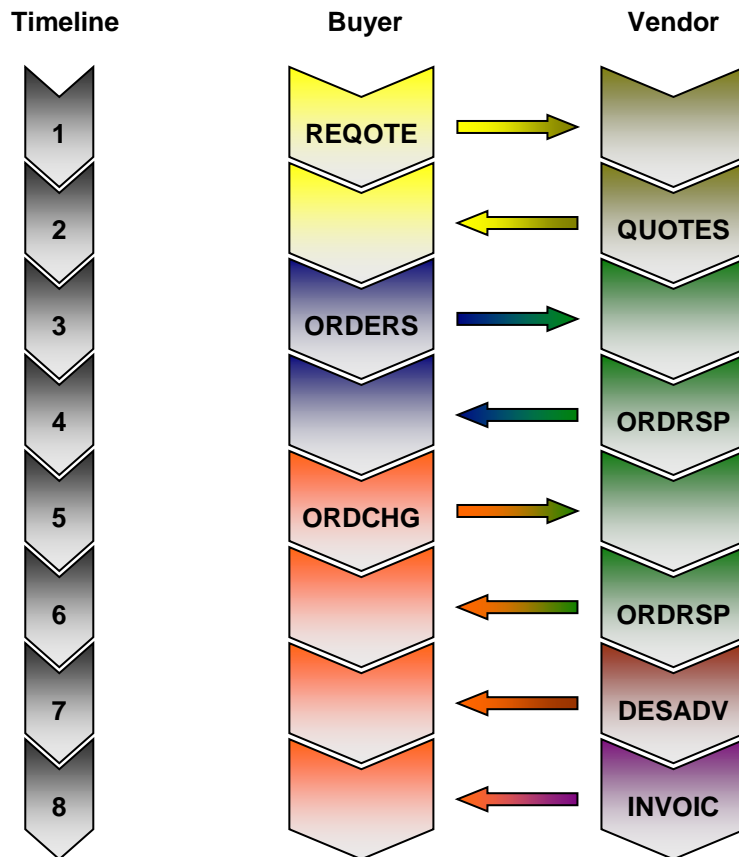
Scenario: (1) orderer sends a request, (2) vendor sends a quote, (3) orderer orders, (4) vendor confirms, (5) vendor advises delivery, (6) vendor invoices



### 3.5 From Request to Invoice including Order Change (ideal case)

REQOTE ⇨ QUOTES ⇨ ORDERS ⇨ ORDRSP ⇨ ORDCHG ⇨ ORDRSP ⇨ DESADV ⇨ INVOIC

Scenario: (1) orderer sends request, (2) vendor sends quote, (3) orderer orders, (4) vendor confirms, (5) orderer sends order modification, (6) vendor confirms order modification, (7) vendor announces delivery, (8) vendor invoices.



## 4 Appendix

### 4.1 History of modification

Version	Modification
3.0.1 – March 8, 2023	<p><u>2.2 Data Domains</u>            Added missing values (from original German issue):</p> <ul style="list-style-type: none"> <li>▪ <code>_ContactType</code> – Types of contact               <ul style="list-style-type: none"> <li>value <code>EM</code> – Employee</li> <li>value <code>CL</code> – Client</li> </ul> </li> <li>▪ <code>_OrderType</code> – Types of orders               <ul style="list-style-type: none"> <li>value <code>EO</code> – Order for own employee</li> </ul> </li> </ul>
3.0.0 – 30.11.2017 (to be cont.)	<p><u>1.1 Overview of OEX Specifications</u>            New major versions of document types:</p> <ul style="list-style-type: none"> <li>▪ <code>REQOTE</code> – Request</li> <li>▪ <code>QUOTES</code> – Quotation</li> <li>▪ <code>ORDERS</code> – Order</li> <li>▪ <code>ORDRSP</code> – Order confirmation</li> <li>▪ <code>ORDCHG</code> – Order change</li> <li>▪ <code>DESADV</code> – Dispatch Advice</li> <li>▪ <code>INVOIC</code> – Invoice</li> </ul> <p><u>2.1.2 OEX Frame Types</u>            Changed:</p> <ul style="list-style-type: none"> <li>▪ <u>2.1.2.7 DateTime: Date and time details</u>                Domain <code>_DateTime</code> ► is substituted for <code>_Frame</code></li> <li>▪ <u>2.1.2.8 OrgData: Organizational data</u>                Domain <code>_OrgData</code> ► is substituted for <code>_Frame</code></li> <li>▪ <u>2.1.2.9 Address: Addresses</u>                Domain <code>_Address</code> ► is substituted for <code>_Frame</code></li> <li>▪ <u>2.1.2.12 Text: Texts</u>                Domain <code>_Text</code> ► is substituted for <code>_Frame</code></li> <li>▪ <u>2.1.2.13 Reference: References</u>                Domain <code>_Reference</code> ► is substituted for <code>_Frame</code></li> <li>▪ <u>2.1.2.14 Pricing: Pricing</u>  <code>&lt;QuantUnit&gt;</code> – Quantity Unit ► is substituted for <code>&lt;MeasureUnit&gt;</code></li> <li>▪ <u>2.1.2.15 Config: Configuration data</u>                Domain <code>_Configuration</code> ► is substituted for <code>_Frame</code></li> </ul> <p><u>2.1.3 OEX Value Types</u>            New:</p> <ul style="list-style-type: none"> <li>▪ <code>Quantity</code> – Quantity</li> <li>▪ <code>QuantUnit</code> – Quantity Unit</li> </ul> <p>Deleted (general type <code>Quantity</code> is used instead):</p> <ul style="list-style-type: none"> <li>▪ <code>ChgOrdQuant</code> – Changed order quantity</li> <li>▪ <code>ConfOrdQuant</code> – Confirmed order quantity</li> <li>▪ <code>DelivQuantity</code> – Delivered quantity</li> <li>▪ <code>InvoiQuantity</code> – Invoiced quantity</li> <li>▪ <code>OrderQuantity</code> – Order quantity</li> <li>▪ <code>QuoteQuantity</code> – Quotation quantity</li> <li>▪ <code>RequQuantity</code> – Request quantity</li> </ul> <p>Deleted (general type <code>QuantUnit</code> is used instead):</p> <ul style="list-style-type: none"> <li>▪ <code>ChgOrdUnit</code> – Unit of changed order quantity</li> <li>▪ <code>ConfOrdUnit</code> – Unit of confirmed order quantity</li> <li>▪ <code>DelivUnit</code> – Unit of delivered quantity</li> <li>▪ <code>InvoiUnit</code> – Unit of invoiced quantity</li> <li>▪ <code>OrderUnit</code> – Unit of order quantity</li> <li>▪ <code>QuoteUnit</code> – Unit of quotation quantity</li> <li>▪ <code>RequUnit</code> – Unit of request quantity</li> </ul> <p>Deleted (general type <code>DocNo</code> is used instead):</p> <ul style="list-style-type: none"> <li>▪ <code>DeliveryNumber</code> – Delivery number</li> <li>▪ <code>InvoiceNumber</code> – Invoice number</li> <li>▪ <code>OrdChangeNo</code> – Order change number</li> <li>▪ <code>OrdConfirmNo</code> – Order confirmation number</li> <li>▪ <code>OrderNumber</code> – Order number</li> </ul>



Version	Modification
<p>3.0.0 – 30.11.2017 (continued)</p>	<ul style="list-style-type: none"> <li>▪ QuoteNumber – Quotation number</li> <li>▪ RequestNumber – Request number</li> </ul> <p>Renamed</p> <ul style="list-style-type: none"> <li>▪ DocLine ▶ DocItemNo – Number of document item</li> </ul> <p>Deleted:</p> <ul style="list-style-type: none"> <li>▪ All value types in domain <code>_PosNo</code> except <code>DocItemNo</code> (general typ <code>DocItemNo</code> is used instead).</li> </ul> <p><u>2.2 Data Domains</u></p> <p>New:</p> <ul style="list-style-type: none"> <li>▪ <code>_Address</code> – Addresses</li> <li>▪ <code>_ClientArtNo</code> – Article number of the client</li> <li>▪ <code>_Configuration</code> – Option</li> <li>▪ <code>_DateTime</code> – Date and time details</li> <li>▪ <code>_OrgData</code> – Organizational data</li> <li>▪ <code>_Reference</code> – References</li> <li>▪ <code>_Text</code> – Texts</li> </ul> <p>Extension:</p> <ul style="list-style-type: none"> <li>▪ New attribute <code>aAction</code> in:  <code>_AddStateCode, _CatalogId, _Classification, _CompSubArtId, _Pricing, _Quantity, _Unit, _VendorArtNo, _VendorID, _VendorSer</code></li> <li>▪ <code>_Item</code> – Document item</li> <li>▪ New attribute <code>aUUID</code> – Universally Unique Identifier</li> <li>▪ <code>_OrgDataType</code> – types of organizational data <ul style="list-style-type: none"> <li>new value <code>COG</code> – class of goods</li> <li>new value <code>OVC</code> – OFML variant code</li> </ul> </li> <li>▪ <code>_ReferenceType</code> – types of references <ul style="list-style-type: none"> <li>new value <code>XML</code> – embedded CDATA element</li> </ul> </li> <li>▪ <code>_TextType</code> – types of texts <ul style="list-style-type: none"> <li>new value <code>ARTV</code> – variant text</li> <li>new value <code>ARTU</code> – user-defined additional text</li> </ul> </li> </ul> <p>Change:</p> <ul style="list-style-type: none"> <li>▪ <code>_Header</code> – Document header <ul style="list-style-type: none"> <li>Attribute <code>aAction</code> is no longer mandatory</li> </ul> </li> <li>▪ <code>_Item</code> – Document item <ul style="list-style-type: none"> <li>Attribute <code>aAction</code> is no longer mandatory</li> <li>Attributes <code>aItemTypeClient</code> – Type of client's document item</li> <li><code>aItemTypeVendor</code> – Type of vendor's document item</li> <li>substituted by <code>aItemType</code> – Type of document item</li> </ul> </li> </ul> <p><u>2.3 Date types</u></p> <p><code>CHAR</code> – All characters of the basic code-page of the OEX-document  New option: <code>UUID</code> – Universally Unique Identifier</p> <p><u>2.4 Attributes</u></p> <p>New:</p> <ul style="list-style-type: none"> <li>▪ <code>aMustCheck</code> – Is relevant for checks?</li> <li>▪ <code>aUUID</code> – Universally Unique Identifier</li> </ul> <p>Change:</p> <ul style="list-style-type: none"> <li>▪ <code>aAction</code> – Aktion <ul style="list-style-type: none"> <li>Added specification of default value if attribute is not mandatory in an element.</li> </ul> </li> </ul> <p>Correction:</p> <ul style="list-style-type: none"> <li>▪ <code>aBuild, aMajor, aMinor</code> – Version numbers <ul style="list-style-type: none"> <li>The number of digits no longer is limited to 2.</li> </ul> </li> </ul>

Version	Modification
2.3.1 – 13.1.2017	<p><b>2.1.3 OEX Value Types</b>  Added missing types:</p> <ul style="list-style-type: none"> <li>▪ ChgOrdQuant – changed order quantity</li> <li>▪ ChgOrdUnit – changed order unit</li> <li>▪ OrdChangeNo – order change number</li> <li>▪ OrdChgCompNo – number of the order change item of the composite article</li> <li>▪ OrdChgItemNo – order change item number</li> <li>▪ OrdChgTopLevl – higher level order change item number</li> <li>▪ QuoteItemNo – number of quotation item</li> <li>▪ RequestItemNo – number of request item</li> </ul> <p><b>2.2 Data Domains</b>  ▪ _DocNoType – types of document numbers  Added missing value: CHG – order change number</p>
2.3.0 – 1.7.2015	<p><b>1.1 Overview of OEX Specifications</b>  New minor versions of document types:</p> <ul style="list-style-type: none"> <li>▪ REQOTE – Request</li> <li>▪ QUOTES – Quotation</li> <li>▪ ORDERS – Order</li> <li>▪ ORDRSP – Order confirmation</li> <li>▪ ORDCHG – Order change</li> <li>▪ DESADV – Dispatch Advice</li> <li>▪ INVOIC – Invoice</li> </ul> <p><b>2.1.3 OEX Value Types</b>  New:</p> <ul style="list-style-type: none"> <li>▪ Classification – universal classification</li> </ul> <p><b>2.2 Data Domains</b>  New:</p> <ul style="list-style-type: none"> <li>▪ _Classification – universal classification</li> </ul> <p><b>2.4 Attributes</b>  New:</p> <ul style="list-style-type: none"> <li>▪ aClassSystem – classification system (3 predefined systems/values)</li> </ul> <p>Extension:</p> <ul style="list-style-type: none"> <li>▪ aCondArea – condition area</li> <li>new value: OP – original purchase price of furnisher</li> <li>new value: OS – original sales price of furnisher</li> </ul> <p>Change:</p> <ul style="list-style-type: none"> <li>▪ aTaxCode – tax code</li> </ul> <p>extended length to 3 digits, numbers 1-6 now are predefined (for standardized tax categories of VAT) and numbers 7-99 now are reserved (for possible future standardization)</p>
2.2.0 – 11.10.2013 (to be cont.)	<p><b>1.1 Overview of OEX Specifications</b>  New minor versions of document types:</p> <ul style="list-style-type: none"> <li>▪ REQOTE – Request</li> <li>▪ QUOTES – Quotation</li> <li>▪ ORDERS – Order</li> <li>▪ ORDRSP – Order confirmation</li> <li>▪ ORDCHG – Order change</li> <li>▪ DESADV – Dispatch Advice</li> <li>▪ INVOIC – Invoice</li> </ul> <p><b>2.1.2 OEX Frame Types</b>  Extension:</p> <p><b>2.1.2.9 Address: Address</b>  new optional elements</p> <ul style="list-style-type: none"> <li>▪ &lt;AddressID&gt; – address ID ► substitutes &lt;ILN_AddressID&gt;</li> <li>▪ &lt;Street2&gt; – street 2</li> <li>▪ &lt;District&gt; – district</li> </ul> <p>Deleted:</p> <ul style="list-style-type: none"> <li>▪ &lt;ILN_AddressID&gt; – ILN-Nummer Adresse</li> </ul> <p>Examples:  2.1.2.13 Reference: changed example and added one</p>

Version	Modification
2.2.0 – 11.10.2013 (continued)	<p><b>2.1.3 OEX Value Types</b></p> <p><b>New:</b></p> <ul style="list-style-type: none"> <li>▪ Street2 – street 2</li> <li>▪ District – district</li> <li>▪ CatalogId – catalog ID</li> <li>▪ CompSubArtId – identification of sub article</li> <li>▪ AddStateCode – additional state information</li> <li>▪ ClientID – client ID ► substitutes ILN_Client</li> <li>▪ ClientClass – client classification</li> <li>▪ SupplierID – supplier ID ► substitutes ILN_Vendor</li> <li>▪ SupplierClass – supplier classification</li> <li>▪ AddressID – address ID ► substitutes ILN_Address</li> </ul> <p><b>Deleted:</b></p> <ul style="list-style-type: none"> <li>▪ ILN_Address – ILN of address</li> <li>▪ ILN_Client – ILN of client</li> <li>▪ ILN_Vendor – ILN of supplier (vendor)</li> </ul> <p><b>Correction (typo):</b></p> <ul style="list-style-type: none"> <li>▪ OrderCompNo ► OrderComposNo – Number of order item of the composite article</li> </ul> <p><b>2.2 Data Domains</b></p> <p><b>New:</b></p> <ul style="list-style-type: none"> <li>▪ _CatalogId – catalog ID</li> <li>▪ _CompSubArtId – identification of sub article</li> <li>▪ _AddStateCode – additional state information</li> <li>▪ _BusPartID – business partner ID ► substitutes _ILN</li> <li>▪ _BusPartClass – business partner classification</li> </ul> <p><b>Extension:</b></p> <ul style="list-style-type: none"> <li>▪ _ReferenceType – type of reference: new value "EDS – Embedded Data Stream as Base64" new attribute aMIMEType – MIME-Typ</li> <li>▪ _AddressType – type of Address new value „IL – installation location“</li> </ul> <p><b>Change:</b></p> <ul style="list-style-type: none"> <li>▪ _OrgDataType – type of organizational data removed value „PRL – price list“, replaced by catalog ID</li> </ul> <p><b>Deleted:</b></p> <ul style="list-style-type: none"> <li>_ILN – ILN code</li> </ul> <p><b>2.3 Data types</b></p> <p>CHAR – all characters of the basic code-page of the OEX-document</p> <p><b>New option:</b></p> <ul style="list-style-type: none"> <li>▪ RX001 – regular expression 001 (affected domain: _CatalogId)</li> </ul> <p><b>2.4 Attributes</b></p> <p><b>New:</b></p> <ul style="list-style-type: none"> <li>▪ aMIMEType – MIME type</li> <li>▪ aBusPartClassType – type of business partner classification</li> <li>▪ aBusPartIDType – type of business partner ID</li> </ul>
2.1.0 – 09.02.2010	Initial English version