



pCon.box 3.14

New Features

pCon.box 3.14 - New Features

Content

1	Editable exchange rates	3
2	Default price date	4
3	Support of price date.....	4
3.1	Display in configuration	5
3.2	Display in article list	5
4	Update of articles.....	6
5	Browser: project name	6
6	Changes in user interface	6
6.1	Settings.....	7
6.2	Share by mail	7
6.3	Download.....	8
6.4	Article list.....	9
6.5	Form settings.....	10
6.6	Blueprint import.....	11
7	Augmented reality.....	11
8	Switch from Xamarin to ReactNative	11

1 Editable exchange rates

With version 3.14 we will support editable exchange rates. Like in the past, exchange rates will be retrieved from EAIWS when starting a new project. The exchange rates of the EAIWS are updated on a daily basis.

You will find the used exchange rates in your project settings.

It is also possible to save rates as default for new projects.

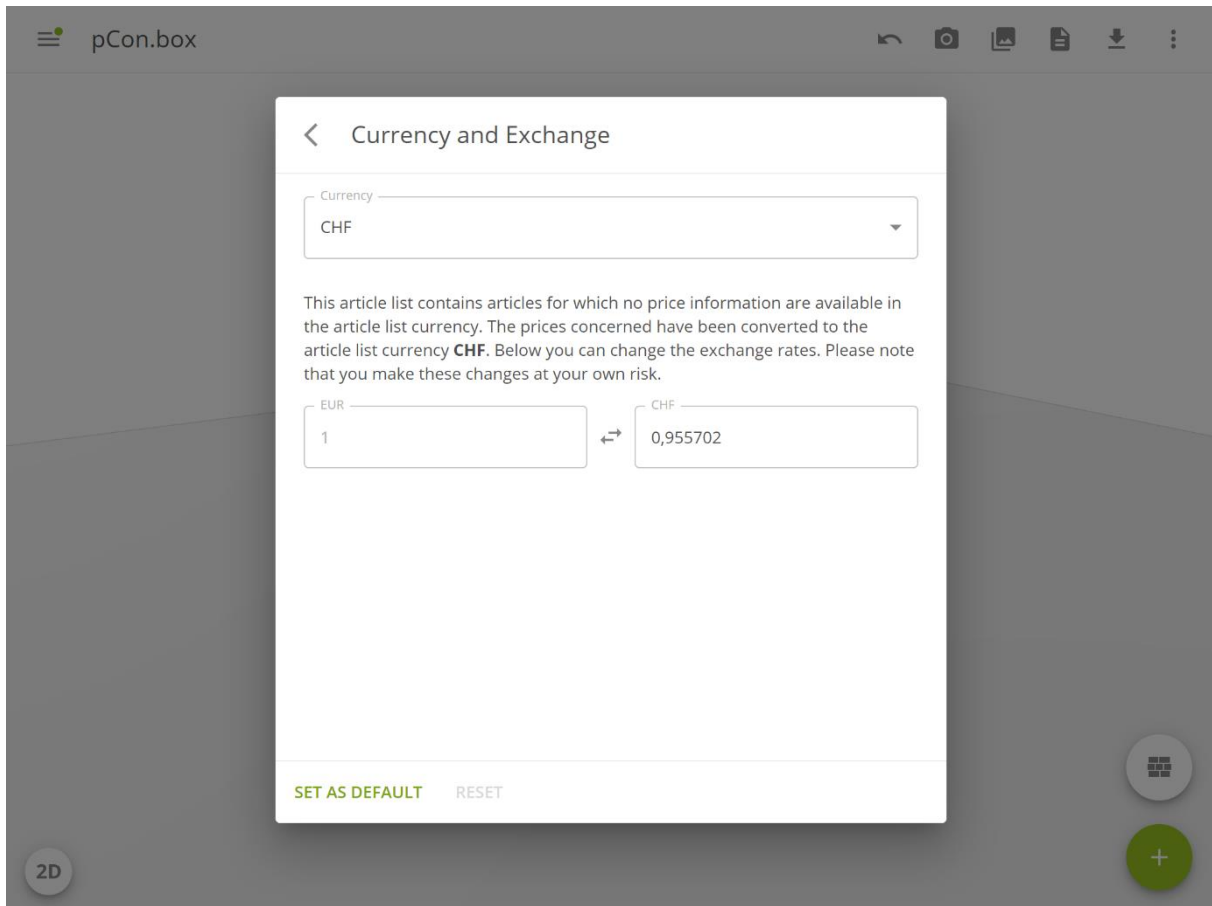


Figure 1 - Currency and exchange

2 Default price date

The functionality of pCon.box has not changed: pCon.box will always show today's prices when a configuration is opened from the catalog. For all projects, the standard price date will be set to 'Today's date' whenever you open a project and you have not manually changed the standard price date in the list settings.

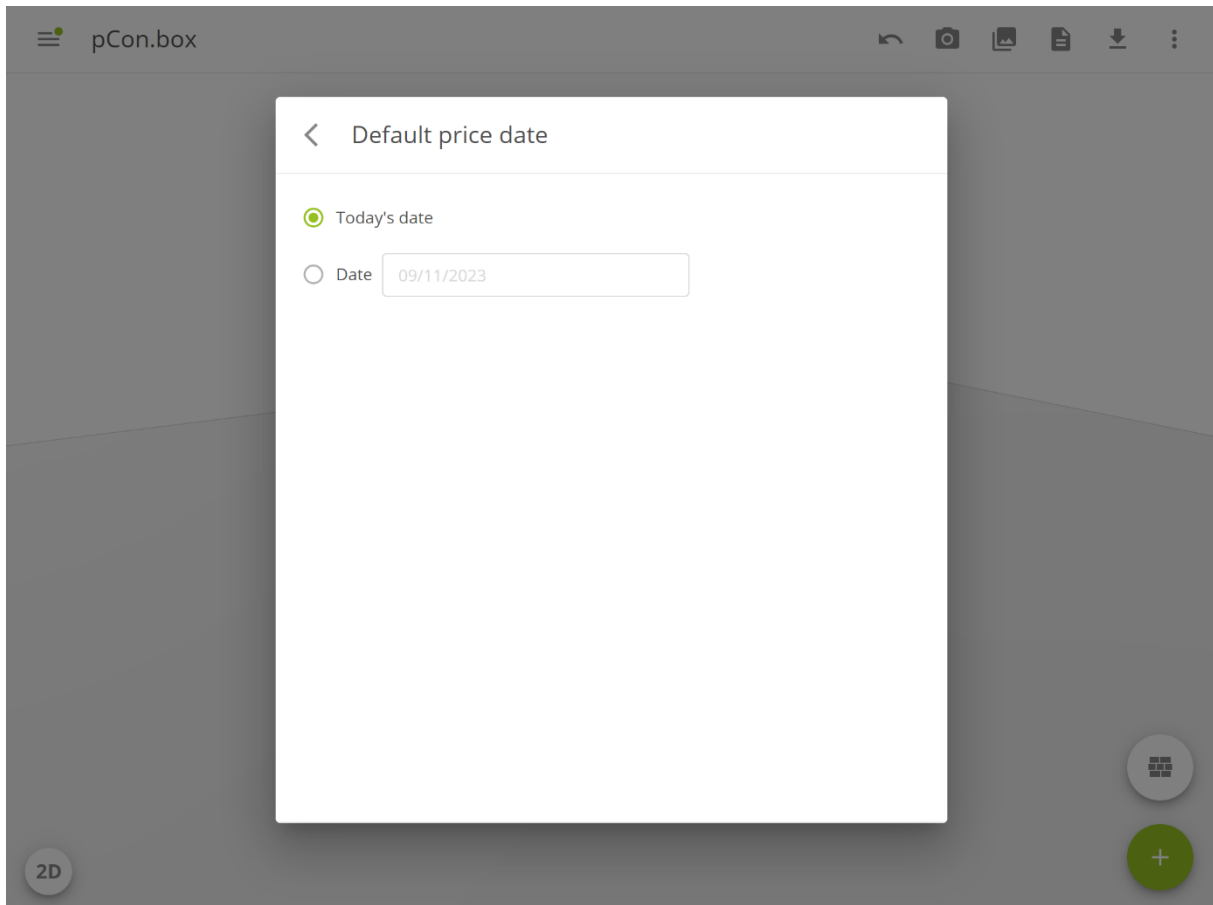


Figure 2 - Default price date

3 Support of price date

When you are logged in and prices are set to visible, you will now also be able to view the corresponding price date.

3.1 Display in configuration

You will find the price date of an article at the description of the article.



Figure 3 - Price date in configuration

3.2 Display in article list

You will find the price date in the header calculation. The price date is only displayed here if all articles have the same price date. If the price dates for your articles differ, a hint will be displayed here accordingly.

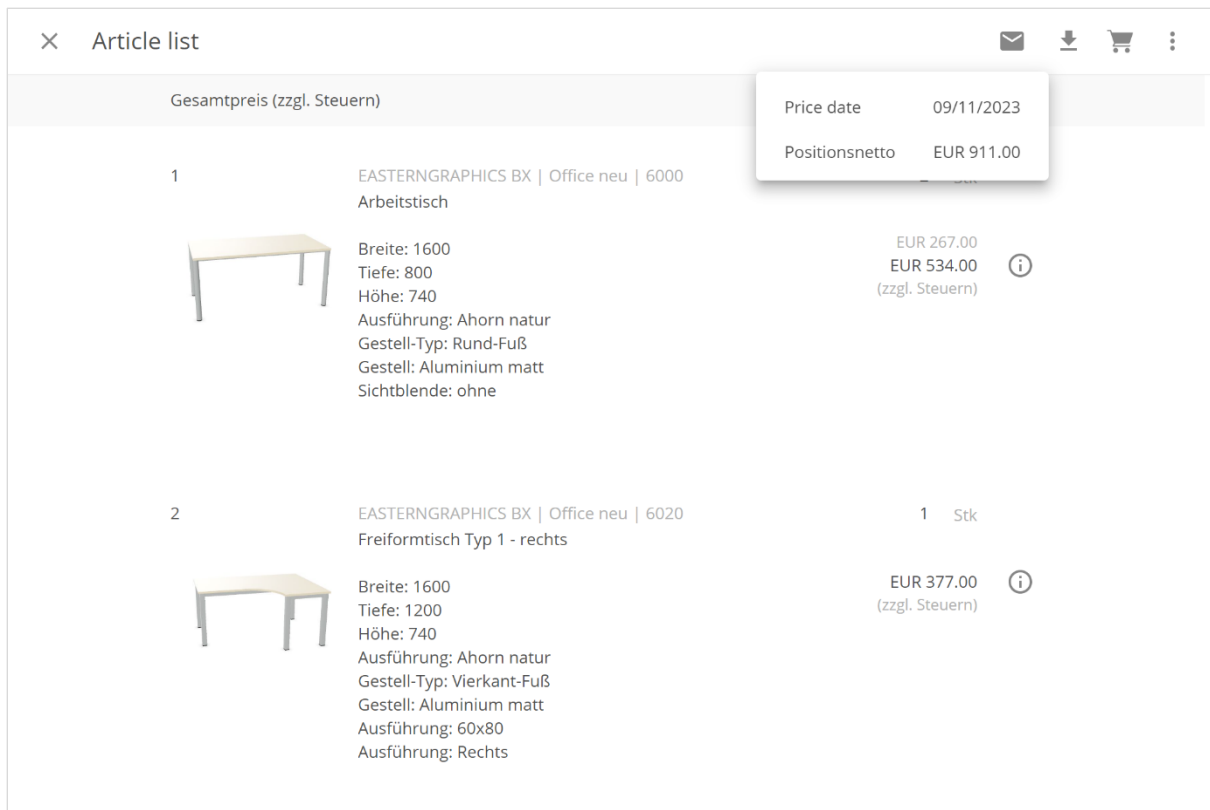


Figure 4 - Price date at header calculation

You will also find the price date at the individual articles.

4 Update of articles

It is now possible to select a price date on update of the whole article list.

All dialogs are structured the same way but differ in updating one article or all articles.

The dialog provides two options:

- 'Keep dates saved with articles': May result in different price dates when used to update all articles at once.
- Date: By default, today's date is pre-filled in the date field. You can change this to any desired date.

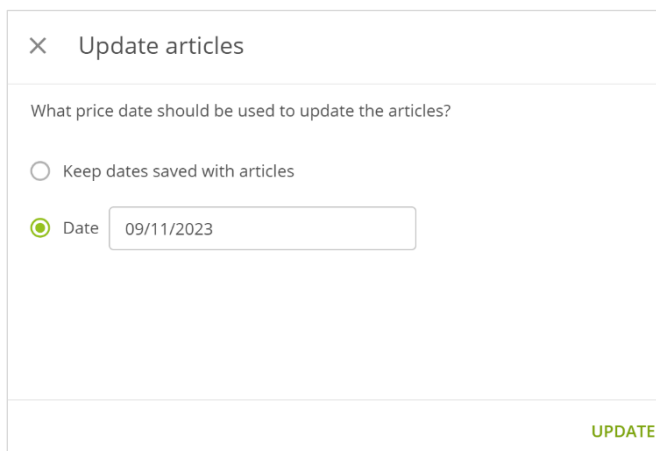


Figure 5 - Update articles

5 Browser: project name

The project name will be used for all exports. You will find it in the middle of the top bar. Click on it to edit it.

Note: Whenever you open an old project for which previously no project name was set, we will use the file name as project name.

6 Changes in user interface

We have unified the user interface to the same layout in all dialogs now.

6.1 Settings

We adopted the GUI to be more consistent through the whole application.

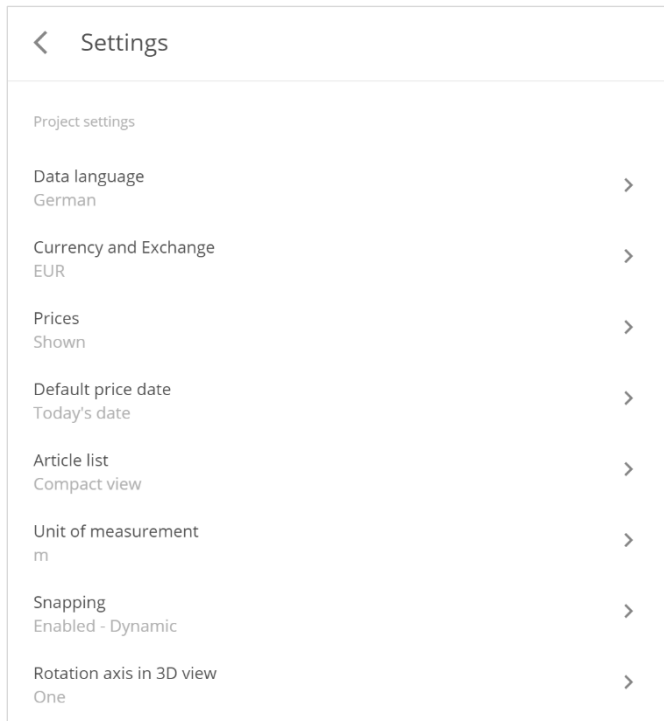


Figure 6 - Settings

6.2 Share by mail

Note: We limited the export to 3 simultaneous formats to reduce the processing power on the server.

6.3 Download

We grouped the downloads to structure the list, thus making selection of the right format easier.

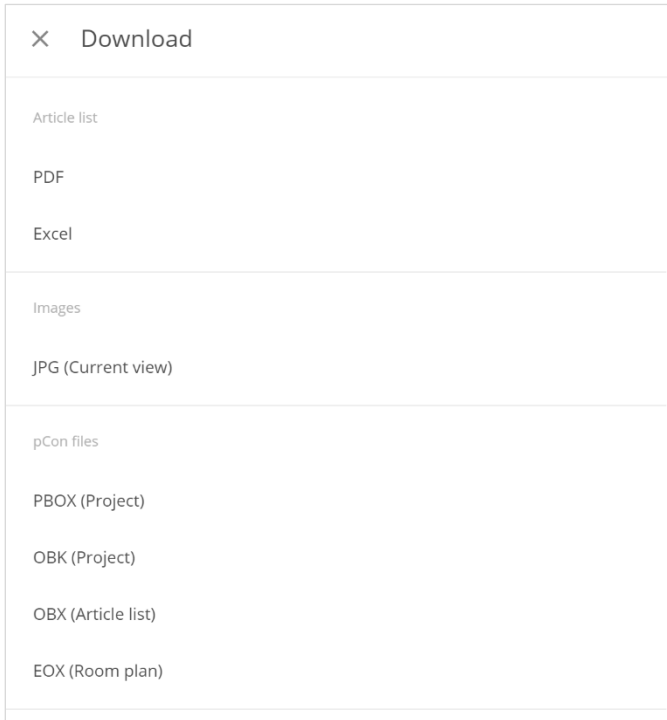


Figure 7 - Download

6.4 Article list

In the article list, we removed the side colors and added the price date information at article level. See [3.2](#).






Article list		EUR 911.00 	
1	 <p>EASTERNGRAPHICS BX Office neu 6000 Arbeitstisch</p> <p>Breite: 1600 Tiefe: 800 Höhe: 740 Ausführung: Ahorn natur Gestell-Typ: Rund-Fuß Gestell: Aluminium matt Sichtblende: ohne</p>	2 Stk	EUR 267.00 EUR 534.00 (zzgl. Steuern) 
2	 <p>EASTERNGRAPHICS BX Office neu 6020 Freiformtisch Typ 1 - rechts</p> <p>Breite: 1600 Tiefe: 1200 Höhe: 740 Ausführung: Ahorn natur Gestell-Typ: Vierkant-Fuß Gestell: Aluminium matt Ausführung: 60x80 Ausführung: Rechts</p>	1 Stk	EUR 377.00 (zzgl. Steuern) 

Figure 8 - Article list

6.5 Form settings

We changed the format of the form settings to match the format of pCon.basket. When you open the project in pCon.basket, all your form settings will be applied.

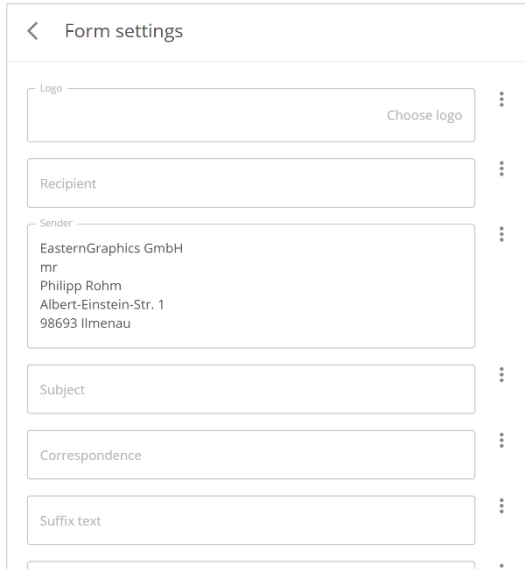


Figure 9 - Form settings

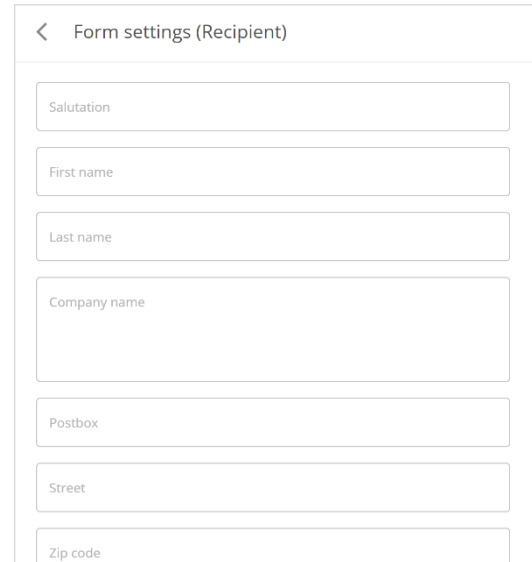


Figure 10 - Recipient

6.6 Blueprint import

We adopted the GUI to be consistent through the whole app.

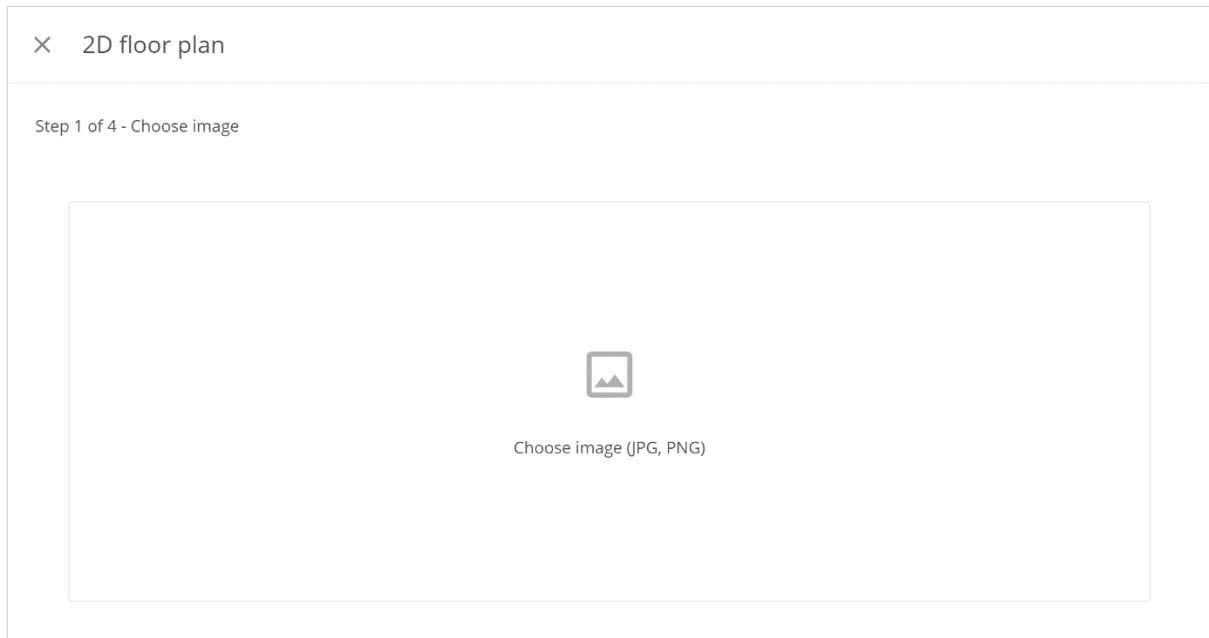


Figure 12 - Blueprint import

7 Augmented reality

With the new native container, we had to make some changes to the Augmented Reality of Android. We now use the native 3D presentation of Google. Therefore, we had to remove the configuration in Augmented Reality.

Note: Freezing of AR scene is only supported on apple devices.

8 Switch from Xamarin to ReactNative

The native container of the web view has been replaced due to end of life of our old solution. In this process, we had to reimplement a lot of functionalities (sharing, project management, Augmented Reality, login, etc.)

Legal remarks

© EasternGraphics GmbH | Albert-Einstein-Straße 1 | 98693 Ilmenau | GERMANY

This work (whether as text, file, book or in other form) is copyright. All rights are reserved by EasternGraphics GmbH. Translation, reproduction or distribution of the whole or parts thereof is permitted only with the prior agreement in writing of EasternGraphics GmbH.

EasternGraphics GmbH accepts no liability for the completeness, freedom from errors, topicality or continuity of this work or for its suitability to the intended purposes of the user. All liability except in the case of malicious intent, gross negligence or harm to life and limb is excluded.

All names or descriptions contained in this work may be the trademarks of the relevant copyright owner and as such legally protected. The fact that such trademarks appear in this work entitles no-one to assume that they are for the free use of all and sundry.

